

Architectural

35 Collection

Candela • Linear • Track

ZANEEN

Collection Overview	3
35 Linear	5
35 Track	7
35 Candela	10
Lighting Integration	11
Diffusers	13
Creating Scenarios	14
Finishes	17



From hidden to revealed, the 35 Collection can create concealed details or be the centerpiece of a breathtaking installation.

Its subtleness draws a thin line between functional details, graphical statements and decorative features using materials, colors, and light.

Luminous linearity to customize spaces and create unique atmospheres.

35 Collection

The 35 Collection comprises three series with unique features and a core element, linearity.

35 Linear profile emits 360° of light divided in 3 segments of 120° - one for indirect uplight and 240° of direct emission.

35 Track consists of a 48V track + 120° of indirect uplight, and has several options of inserts, like spotlights, accent and pendant light.

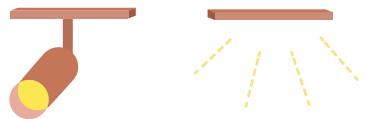
35 Candela is a suspended lamp with canopy that can create spatial depths and is ideal for double-height ceilings.

35 Track

120° indirect light



48V inserts



35 Linear

120° indirect light



240° direct light




35 Candela



35 Linear

The three-segment 35mm core allows 35 Linear to be symmetrical and homogeneous one moment and asymmetric and targeted the next. The light sources can be customized with three different light directions: diffused indirect lighting, diffused direct down lighting, and accent lighting, to create customized choreographies and atmospheres.



Configuration

Every linear element powers the next element through an integrated connection.

First component

Master linear element:
Compulsory as first
component.

Second component

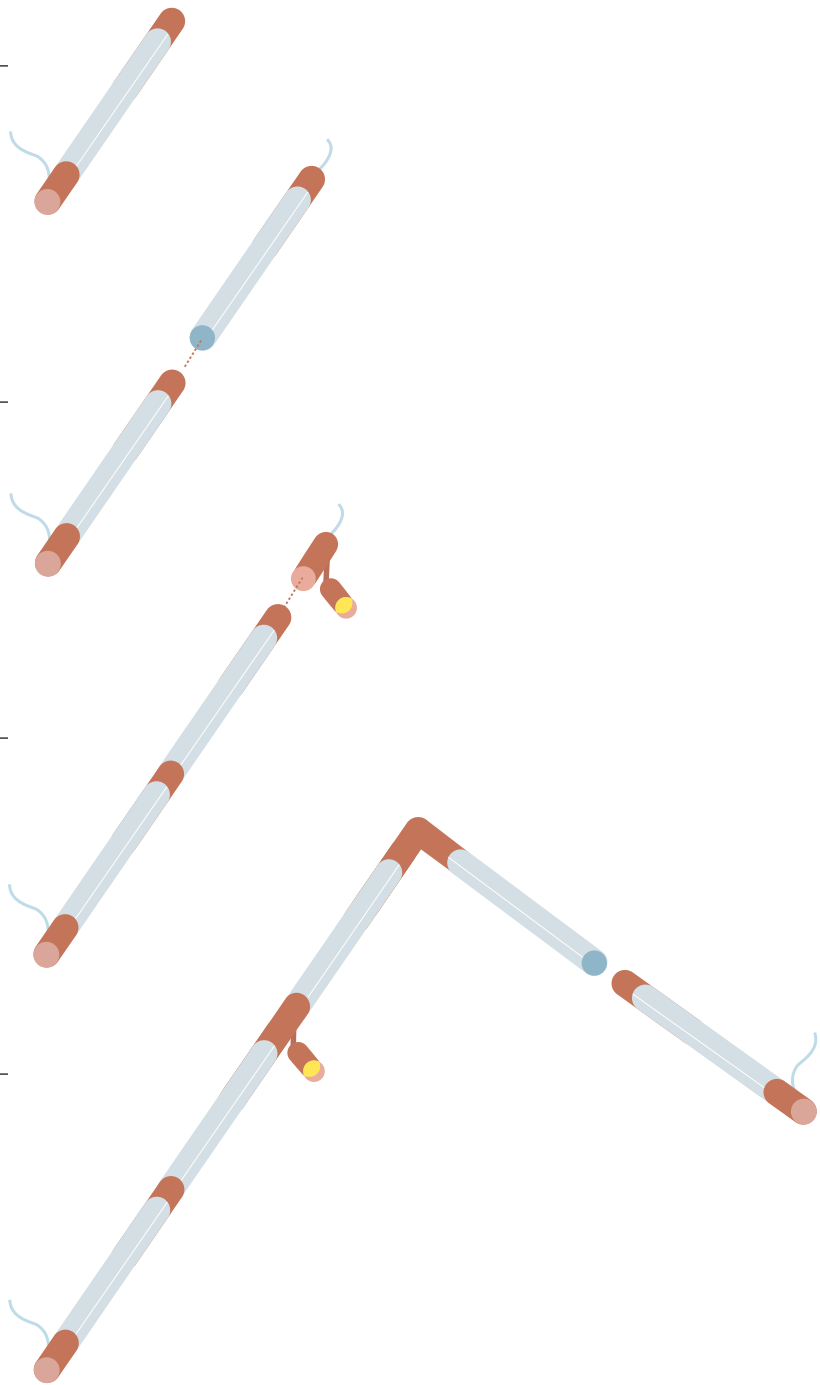
continuous linear
element as possible
second component.

Continuous components

continuous spotlight
as possible continuous
component.

New power supply

once the maximum
wattage supplied by
the driver is reached,
an additional 'first
component' is required.




Components overview



MASTER ELEMENT



CONTINUOUS ELEMENT



CONTINUOUS ELEMENT OFF




NANOPERFETTO CONTINUOUS




SMOKED DIFFUSER

An empty module
for continuity.

Continuous effect
of black finish
when the light is
off. Approximately
50% light loss.



FLEXIBLE CONNECTOR



90° CONNECTOR



SUSPENSION CABLE 3M



WALL/CEILING MOUNT

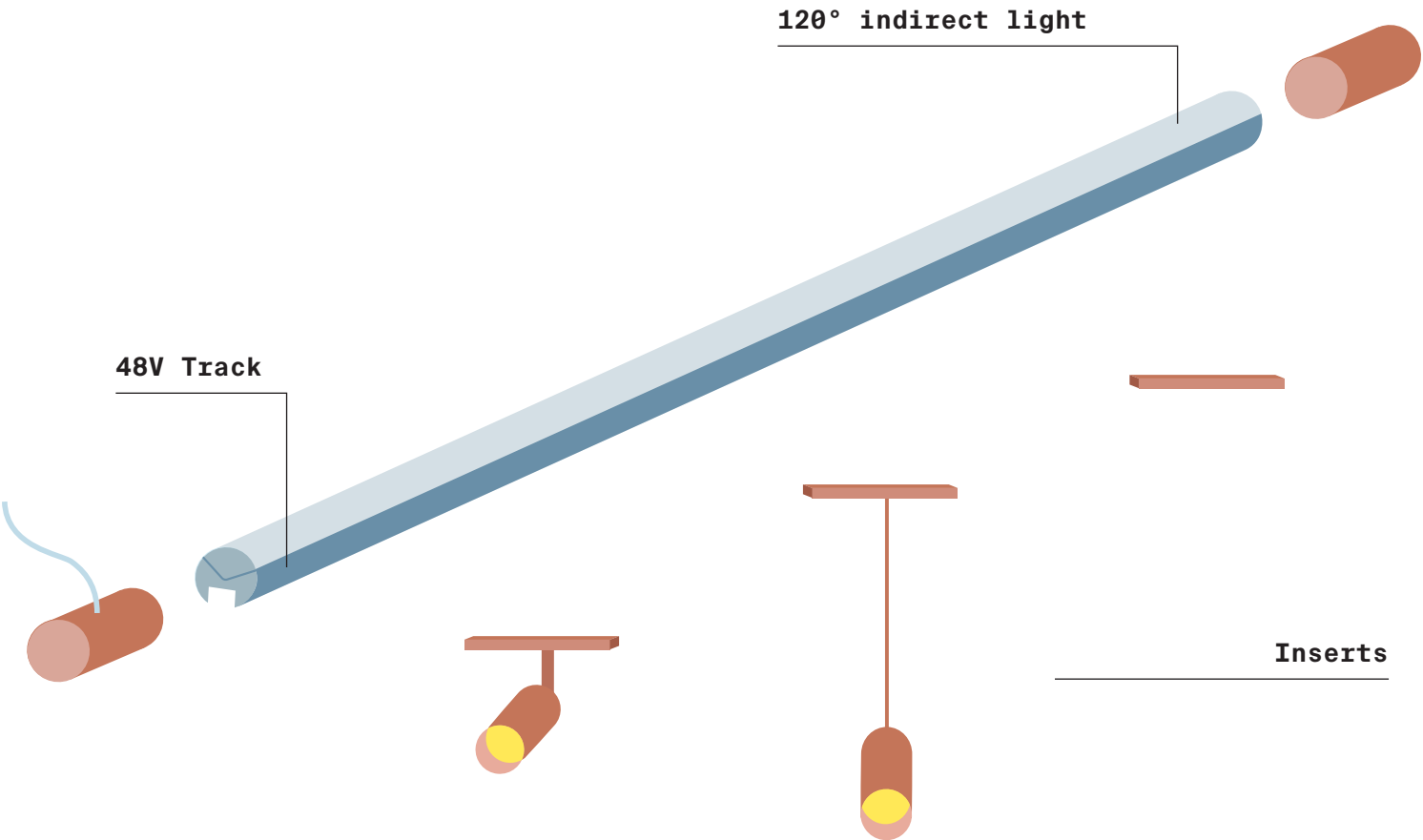
35 Track

35 Track combines diffused uplight with the maximum flexibility and the extensive performance of the 48V track, allowing for greater possibility of configuring the lighting system. The profile accommodates various light inserts, which can be freely positioned to meet specific project needs.






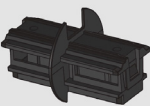






Configuration

Each linear element powers the next through an integrated connection, ensuring seamless operation.



Components overview

		
MASTER ELEMENT		
		
END FEED	CENTRAL FEED	
		
FLEXIBLE CONNECTOR	90° CONNECTOR	STRAIGHT CONNECTOR
		Continuous effect of black finish when the light is off. Approximately 50% light loss.
TRACK COVER	SMOKED DIFFUSER	
		
SUSPENSION KIT RING + FIXED ROD	SUSPENSION KIT RING + WIRE	



Inserts

LINEA 48V



Linea 48V is the best solution to create continuous lines of lights, offering the flexibility to design a wide range of lighting scenes.
Available in four different lengths.

MINIROOLER



Minirooler features a high efficiency enshrined in only 14mm width. The light sources are almost invisible within the fitting so that the attention is focused on the details of the architecture only, allowing great visual comfort without glare.

MINIROOLER
ADJUSTABLE



Minirooler Adjustable is a minimal linear presence that can be oriented in any direction. It offers high lighting performance, low glare levels and homogeneous light distribution.
Available in two lengths: 10 or 15 LEDs.

MICROPERFETTO




Microperfetto spotlights are perfect for retail spaces where high amount of light is essential. Offered in two sizes with a range of beam angles and wattages, they provide versatile solutions to suit any lighting requirement.

NANOPERFETTO



Nanoperfetto is ideal for retail, display areas, residential spaces, and any environment where minimal size is required. This adjustable spotlight is perfect for accent lighting, and offers a wide range of beam angles, creating the perfect ambiance.

NANOPERFETTO
SUSPENSION



Nanoperfetto pendant is designed to be minimalistic, using simple linear shapes for a great visual effect while providing both accent and atmosphere lighting. This is a suspended version of the Nanoperfetto, combining sleek design with elegant functionality.

35 Candela

35 Linear turns into a trace of vertical light with 35 Candela, to focus attention on hidden details and create spatial depths. Pure simplicity, characterized by a variety of CCTs and finishes, to adapt with flexibility to different spaces.

This suspended lamp with canopy is ideal for commercial, hospitality, and residential applications, and can create a spectacular feature in spaces with double-height ceilings.

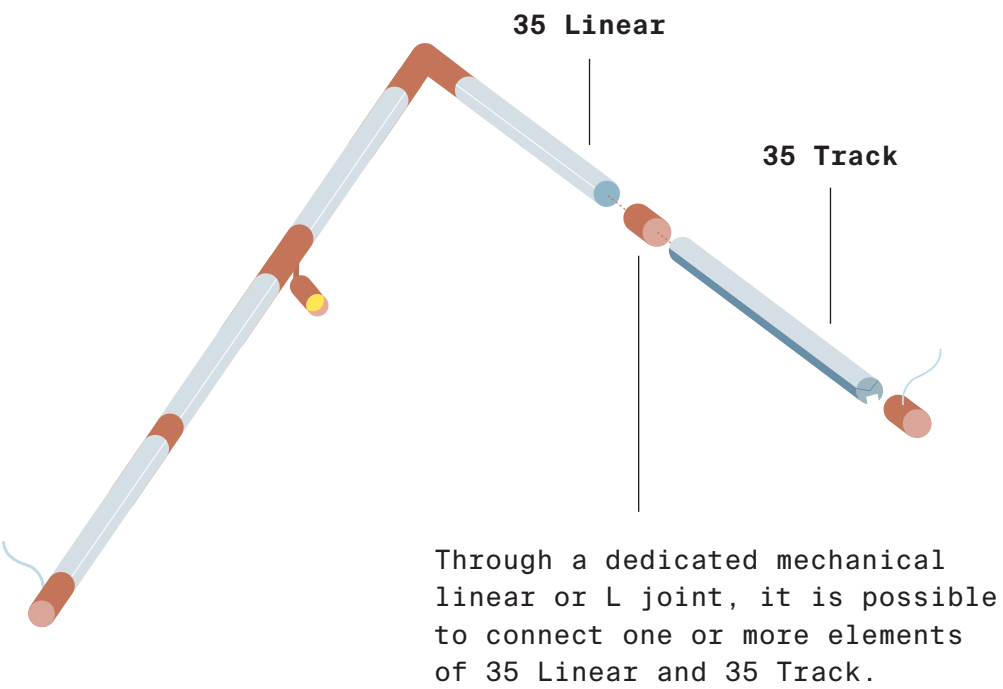


Lighting Integration

The 35 Linear and 35 Track systems can be seamlessly connected for dynamic compositions where accent and general lighting is required.

By combining the two, designers can create more intricate lighting effects for challenging spaces all while preserving a unified aesthetic.

Additionally, 35 Candela can be added to the scene as a standalone element, enhancing the vertical height and adding a striking dimension to the overall lighting design.



35 Linear

35 Track

Nanoperfetto
Suspension

35 Linear

35 Linear
wall mounted




Diffusers

35 Linear and 35 Track systems come with two options of diffusers, Opal and Smoked.

These are the perfect accessories to elevate the system, making it an even more refined product.

The **opal diffuser**, which appears white when turned off, allows the system's full luminance to shine through when switched on, without any light loss.

Alternatively, the **smoked diffuser** maintains a sleek black finish when the light is off. This gives the impression that the metal components and diffuser elements are seamlessly integrated into one unified piece, while offering a captivating effect when illuminated.



Creating Scenarios

The systems allow a free configuration of elements, combining diffused and accent lighting. They can be wired into separate groups, allowing independent control of the down, up and spotlight components. The different groups can be independently switched on, following the different design needs.




Uplight + Downlight

Diffused and not glary lighting for 360° linear application.



Uplight + Spotlight

Thanks to the double switch 120° + 240°, it allows a soft indirect light distribution.



Spotlight

Accent light for focusing on objects and details.

Smoked diffuser



Uplight and accent light turned on

35 Linear

35 Track

Minirooler



All lights on

Smoked diffuser



Section of general light turned off, accent light turned on

35 Linear

Nanoperfetto
continuous



All lights on



Finishes

The 35 systems are available in two elegant standard finishes: white and black, offering versatility to suit various design styles and preferences. These finishes are timeless and can easily integrate into both modern and traditional interiors.

To elevate the aesthetic and functionality of your lighting design, you have the option to pair these finishes with two diffuser options, opal or smoked. The opal diffuser provides a soft, diffused light, perfect for creating a warm and inviting atmosphere. The smoked diffuser adds a sophisticated, contemporary touch, subtly darkening the light output for a more dramatic effect.

ZANEEN

Internationally recognized North American provider of premium European lighting, offering innovative solutions across four divisions.

Projects

Inspiration

For more information, please contact Zaneen or your local representative.

zteam@zaneen.com
T 1-800-388-3382

● ARCHITECTURAL
Innovative solutions for precision lighting.

Products

● DESIGN
Extensive range of material, form and style.

Products

● EXTERIOR
Cutting-edge technology meets craftsmanship.

Products

● CUSTOM
Crafting bespoke luminaires with expertise.

About