

Eterea

Exterior

ETEREA collection

design by
Danesi & Buzzoni


battery lamp
wall
pendant
portable
product





Eterea takes inspiration from the classic lantern, proposed in its essential forms. Ancient memories are constituted by pure and geometric lines, able to create an incorporeal volume, made up only of light. By its diffused light, it perfectly fits on terraces, gardens and arcades. Eterea just like the classic

lanterns, can be placed directly on the ground or fixed to a wall by means of its bracket. A touch of functional design is given by a transparent clip to secure the cable to the vertical uprights. Eterea is now also available in small, medium and large battery-powered version.























EPHREA large battery










ETEREA collection

ETEREA battery lamp

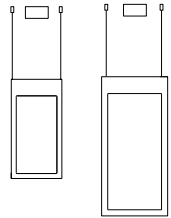


IP65
IK 07

2,5 mm Photo-etched
methacrylate

100 x 100 x h. 200 mm
150 x 150 x h. 300 mm
215 x 215 x h. 455 mm

ETEREA pendant

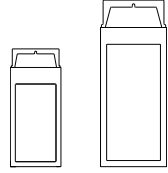


IP65
IK 08

4 / 6 mm thick white
tempered glass

150 x 150 x h. 300 mm
215 x 215 x h. 455 mm

ETEREA portable product

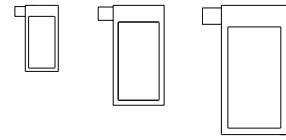


IP65
IK 08

4 / 6 mm thick white
tempered glass

150 x 150 x h. 300 mm
215 x 215 x h. 455 mm

ETEREA applique



IP65

small: IK 05
2,5 mm Photo-etched
methacrylate

medium and large: IK08
4 / 6 mm thick white
tempered glass

100 x 100 x h. 200 mm
150 x 150 x h. 300 mm
215 x 215 x h. 455 mm

Lighting data

ETEREA battery lamp

WHITE LED

3000K CRI>80
battery charged ⚡

2700K
available on request

→ h. 200 mm



1W | 75 lm (*)
diffuse

→ h. 300 mm



2,8W | 275 lm (*)
diffuse

→ h. 455 mm



2,8W | 275 lm (*)
diffuse

ETEREA portable product

WHITE LED

3000K CRI>80
220-240V 50/60Hz ⚡

2700K / 4000K
available on request

→ h. 300 mm



9,6W | 385 lm (*)
diffuse

→ h. 455 mm



17,5W | 735 lm (*)
diffuse



Lighting data

ETEREA applique

WHITE LED

3000K CRI>80
220-240V 50/60Hz ⊕

2700K / 4000K
available on request

→ h. 200 mm



4W | 180 lm (*)
diffuse

→ h. 300 mm



9,6W | 385 lm (*)
diffuse

→ h. 455 mm



17,5W | 735 lm (*)
diffuse

ETEREA pendant

WHITE LED

3000K CRI>80
220-240V 50/60Hz ⊕

2700K / 4000K
available on request

→ h. 300 mm



9,6W | 385 lm (*)
diffuse

→ h. 455 mm



17,5W | 735 lm (*)
diffuse

ZANEEN

This product catalog has been provided by Zaneen.
Contact your local representative, zteam@zaneen.com or 1-800.388.3382