

EXTERIOR

Garden Brochure

Enhancing aesthetic appeal and safety in outdoor garden environments.

ZANEEN

Table of Contents

Product Introduction	Click below for product details	3
Airliner	Chiodo	Eterea 2.0	Mesh
Apollo	Dot	Flamingo	Rippling
Astral Trellis	Dot Me Up	Frog	Shanghai
Chiodino	Eterea	In Curved Air	Sister Ray
Performance		21
Durable Finishes		23
Expert Collaboration		24
Conclusion		25

Product Introduction


Garden lighting is more than just functional - it enhances aesthetic appeal, ensures safety, and creates ambiance across diverse settings.

Whether in hospitality venues, restaurants, corporate and academic campuses, retail spaces, or residential properties such as condos and townhouses, the right garden lighting transforms spaces into visually captivating and secure areas.


By carefully selecting and installing garden lighting, you can highlight architectural and landscape features, illuminate pathways, and create inviting atmospheres that resonate with visitors and residents alike.



Airliner



Apollo



Astral Trellis



Chiodino



Chiodo



Dot



Dot Me Up



Eterea



Eterea 2.0



Flamingo



Frog



In'Curved Air



Mesh



Rippling



Shanghai



Sister Ray

Airliner

Airliner redefines outdoor spaces with its striking interplay of light and form. This innovative fixture leaves a mark on the landscape, drawing suggestive patterns that transform the environment.

The linear slits along Airliner's body create a sense of rhythm and order, while the irregular, fragmented projections on the ground introduce dynamic, ever-changing visuals. This clean yet animated silhouette adds a subtle vibrancy to even the most structured settings, disrupting the continuity of architectural lines with the restlessness of light. Airliner brings a unique energy to outdoor environments, making it an ideal choice for those seeking intrigue in their garden lighting.




Post



Surface



Suspension



Apollo

Whether you're creating an intimate garden setting or enhancing outdoor aesthetics, Apollo offers a blend of minimalistic charm and practical performance.

Apollo Portable is designed to create a cozy, welcoming atmosphere, perfect for outdoor gatherings. Its rechargeable design delivers up to 8 hours of illumination, and with an IP66 rating—including USB-C port protection—it's built to withstand various environments.

Apollo Post adds a touch of elegance with its sleek silhouette and dark-sky compliance, ensuring minimal light pollution while casting a warm, inviting glow. Available in multiple heights and with customization options, it features standard 2200K, 2700K, and 3000K color temperatures. Built with durability in mind, Apollo Post includes the Smart Shield protection system and four mounting systems, operating seamlessly on a 24Vdc power supply.



Astral Trellis

Astral Trellis transforms outdoor spaces with a dynamic meshing of light and shadow. This fixture acts as a mesh of light on walls and surfaces, creating an ever-changing design reminiscent of contemporary geometric patterns.

Crafted with meticulous attention to detail and the highest-quality stainless steel, Astral Trellis features a precisely perforated head that projects a mesmerizing silhouette. The light it casts continually evolves, shaping an immersive atmosphere with its intricate geometries.

Astral Trellis is designed to bring a unique, artistic signature to an outdoor environment, making it a captivating focal point that enhances the beauty of any space.



Post



Surface



Suspension

Chiodino

Chiodino effortlessly merges with a garden, whether discreetly nestled within foliage or showcased as a striking feature. Its versatile elegance and minimalist design make it a perfect addition to any garden space. When hidden among plants, Chiodino casts a powerful glow, highlighting the natural beauty of gardens and large floral arrangements. Alternatively, when positioned as a focal point, you can create captivating scenes by combining bollards of different heights, evoking the image of a radiant, miniature forest.

Available in three distinct heights, The Chiodino bollard family transforms a garden space with extraordinary illumination and ambiance.



Post



Chiodo

Chiodo's minimalist design transforms any outdoor space, offering both aesthetic appeal and functional lighting. This family of bollards comes in three heights or as a wall-mount option, allowing for versatile placement. Whether concealed among bushes or prominently displayed, Chiodo's unique halo diffuser produces a striking, intense light, ideal for accentuating gardens.

By mixing different heights, you can create enchanting compositions that mimic small forests of radiant light. Chiodo can be securely installed in the ground with a spike or on solid surfaces with a small base.



Post



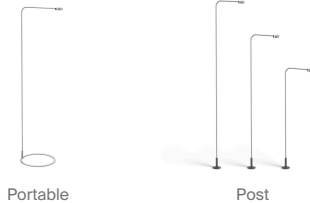

Surface



Dot

Available as a portable floor lamp or a fixed post lamp, Dot's slender design seamlessly blends into its surroundings, allowing the beauty of a garden to take center stage. With cutting-edge LED technology and an IP65 protection rating, Dot offers both durability and superior visual comfort.

Whether you need subtle illumination for pathways or ambient lighting to highlight architectural features, Dot provides versatility and style to transform any outdoor setting into a visually captivating and inviting space.



Portable

Post




Dot Me Up

Dot Me Up offers a delicate blend of elegance and minimalism, seamlessly integrating into its natural surroundings. With its subtle lines and discreet design, Dot Me Up embodies a refined approach to garden lighting.

Dot Me Up enhances the beauty of garden landscaping with its upward illumination, providing a luminous yet visually comfortable experience. The adjustable lengths of its stems make it adaptable to various garden settings, ensuring that every corner of an outdoor space is beautifully lit. Combining efficient LEDs with expert craftsmanship, Dot Me Up merges sophisticated design with practical functionality, creating an understated yet impactful lighting solution.



Post





Eterea

Eterea is a geometrically-inspired portable light that marries the classic charm of a kerosene lantern with modern functionality. Designed to sit on the ground or hang from a wall hook, Eterea is versatile for various settings in a garden environment.

The nostalgic yet modern allure of this portable fixture adds a touch of charm, with the added functionality of allowing portable placement. It includes a cord and plug and features anti-scratch feet for stability.

For permanent installation, a wall bracket is available.



Portable



Surface



Eterea 2.0


Eterea 2.0 brings a modern twist to the classic lantern, merging timeless elegance with contemporary design. This battery-operated version features pure, geometric lines that create an ethereal volume of light.

Eterea 2.0 delivers a soft, diffused illumination, making it an excellent choice for terraces or gardens. Whether hosting an outdoor event or simply enhancing an outdoor ambiance, Eterea 2.0 provides a stylish and functional lighting solution.

Available in small, medium, and large sizes, Eterea 2.0 offers the versatility and convenience to brighten any space with ease. Its battery-powered design ensures that beauty and practicality are at the forefront of this modern lantern-inspired fixture.



Portable



Flamingo

Flamingo is a distinguished family of exterior lights, celebrated for its long stems and extensive reach. Available in post, surface, and suspension applications, Flamingo offers versatility across different settings and comes in a range of sizes.

Flamingo embodies minimalist design with maximum flexibility. Its curved yet rigorous lines ensure optimal light distribution, while the long, adjustable arms provide extensive illumination for large spaces.

Each Flamingo light is meticulously crafted with anodizing treatment, epoxy powder base coating, and polyester painting in sleek black or bronze finishes. With an IP65 rating for ingress protection and IK06 impact resistance, Flamingo is built to endure various outdoor conditions.




Post



Surface



Suspension



Frog

Frog is a remarkably versatile lighting solution born from the concept of a round spotlight mounted with an elegant joint. Designed for infinite adjustments on all axes, Frog allows for various fixture combinations, making it exceptionally flexible.

What sets Frog apart is its ability to function as an outdoor track lighting system, making it ideal for illuminating larger areas with customized lighting schemes.

Its spiral design on the back of the spot not only adds a touch of sophistication but also enhances heat dissipation, ensuring optimal performance.

Despite its compact form, Frog delivers impressive luminosity, proving that good things come in small packages.



Post



Surface

In Curved Air

In Curved Air redefines outdoor lighting with its simplistic and distinctive design. The curved arch of this fixture creates a graceful, sculptural space, blending smooth surfaces with textured finishes to animate its form.

Perfect for landscapes, terraces, and pathways, In Curved Air acts as both a functional light source and an artistic statement. Its iconic design resembles a shooting star traced in the air, where the base, arched stem, and light source come together in a harmonious way.

This fixture not only illuminates but also tells a story of design evolution, adding a touch of sophistication and style to any outdoor setting.



Portable



Post

Mesh

Mesh is a sophisticated collection of decorative exterior lighting that includes wall mounts, suspension fixtures, table lamps, and floor lamps. Crafted from corrosion-resistant aluminum, each luminaire is protected with anodizing treatment, epoxy powder base coating, and polyester painting. With an IP65 ingress protection rating and IK07 impact resistance, Mesh is designed to withstand outdoor elements while maintaining its elegance.

The Mesh table lamp stands out with its battery-powered design, rechargeable via a micro USB cable—making it an ideal choice for locations where electrical outlets are not available, such as verandas and public spaces. It features an infrared sensor for easy switching and dimming, and provides a luminous flux of 400 lumens for up to six hours.



Portable



Surface



Suspension



Rippling

Rippling captures the serene beauty of light spreading like gentle waves on a lake. With its delicately sinuous surface, this collection pays homage to traditional craftsmanship, showcasing the artistry of hand-worked Venetian glass.

Each Rippling fixture is unique, featuring subtle irregularities from the mouth-blowing process that lend it a one-of-a-kind character. The interplay of reflections, light, and shadows creates a dynamic and elegant display, ensuring that every lighting experience is distinct and ever-changing. The Rippling collection brings an artisanal touch to any garden setting, offering a mesmerizing performance that evolves with every moment.




Post



Surface



Suspension



Shanghai

Shanghai is a captivating bollard that draws inspiration from the playful dynamics of pick-up sticks. This collection embodies contemporary aesthetics with adjustable light fixtures that can rotate up to 180°, allowing you to customize the lighting to suit the evolving mood of your outdoor space.

Available in three different heights, Shanghai offers versatility and style, making it a perfect choice for various garden settings. Whether looking to illuminate pathways, highlight specific areas, or create an artistic focal point, Shanghai adds a touch of modern elegance and adaptability to any landscape.



Post




Sister Ray

Sister Ray Bollard's jagged profile and compact form allow for the perfect blend of aesthetic appeal and performance, as the cone projects beautifully to define its signature look.

Sister Ray features a smooth, screw-free top with a subtle convexity that ensures optimal water drainage. The light source is cleverly concealed within a concave profile, providing excellent visual comfort by reducing glare and focusing the light where needed.

Built from extruded aluminum alloy and stainless steel, each component is meticulously crafted and assembled using CNC machining techniques, and the diffuser is made of silk-screened glass for pristine light projection.






Flamingo



Frog



Dot me Up



Rippling

Performance

At Zaneen, we understand the importance of delivering high-performance exterior lighting, even in compact fixtures. Our garden lighting products are designed to provide powerful illumination while maintaining energy efficiency, ensuring garden spaces remain beautifully lit without compromising sustainability.

The balance between aesthetic appeal and functionality is at the core of our designs. Our fixtures not only serve as striking visual elements but also deliver exceptional performance, making them ideal for enhancing garden settings, no matter the scale of the project.



Eterea



Astral Trellis



Mesh



Dot




Durable Finishes



Choosing the right finish for garden lighting is essential, especially when considering the environment it will be exposed to. For coastal areas, marine-grade stainless steel provides the durability needed to withstand saltwater exposure and high winds. Additionally, we offer treatments that add protective barriers against atmospheric agents and UV rays, ensuring long-lasting performance.

Beyond coastal regions, we provide a range of finishes suitable for urban gardens, rustic settings, and modern landscapes, allowing you to tailor the look of your outdoor space while ensuring the longevity of your lighting fixtures.





Expert Collaboration

Partnering with Zaneen means more than just selecting products; it's about collaborating with a team of experts dedicated to your project's success. Our team works closely with you to select the right products, light levels, and finishes tailored to your specific exterior project.

We provide detailed lighting layouts and photometric studies, offering a clear visual representation of how the lighting will integrate into your space. By choosing Zaneen, you gain access to our extensive knowledge and resources, ensuring that your garden lighting project is executed with precision and excellence.



Conclusion

Zaneen's products are designed to elevate garden spaces across a variety of settings, providing performance, durability, and style. We invite you to explore our full range of garden lighting solutions and stay tuned for our upcoming releases, as we continue to innovate and expand our offerings to meet the needs of every outdoor environment.



ZANEEN

Internationally recognized North American provider of premium European lighting, offering innovative solutions across four divisions.

[Projects](#)

[Inspiration](#)

For more information, please contact Zaneen or your local representative.

zteam@zaneen.com
T 1-800-388-3382

- **ARCHITECTURAL**
Innovative solutions for precision lighting.

[Products](#)

- **DESIGN**
Extensive range of material, form and style.

[Products](#)

- **EXTERIOR**
Cutting-edge technology meets craftsmanship.

[Products](#)

- **CUSTOM**
Crafting bespoke luminaires with expertise.

[About](#)