

The right balance between decoration and technical performance, Mesh collection allows an unlimited use in projects.

Mesh is a contemporary revision of the classic bedside lamp, where the lampshade is made of turned aluminum. Each luminaire receives anodizing treatment, epoxy powder base coating and polyester painting. Therefore, it is a suitable product for outdoor use, resistant against water and weather. The light is diffused through small holes on the surface of the lampshade, creating a cozy atmosphere and soft light.

Portable

07" x 16"

07" x 31"

07" x 47"

019" x 73"

Post

07" x 31"

07" x 47"

Surface

07" x 7"

Suspension

07" x 18"

07" x 34"

019" x 25"

019" x 40"

(all sizes are using approximate measurements)

Colors

○ white

● bronze

Notes


The small portable lamp has a battery-operated version.

Features


→ 3000K and 4000K

→ IP65 and impact resistance of IK07


→ Corrosion-resistant




https://improvisedlife.com/2017/10/16/transparent-geometries-ruths-asawa/?utm_source=feedburner&utm_medium=email&utm_campaign=Feed%3A+improvisedlife+%28Improvise+Life%29



https://www.flickr.com/photos/mr_brooks/7476702494/in/photostream



<https://www.lundqvistdallyn.studio/projects/ditto-saas>



https://www.nationalgeographic.com/es/naturaleza/grandes-reportajes/hongos-habitantes-de-otro-reino-2_9068#gallery-10



<https://www.dezeen.com/2012/04/29/dream-downtown-hotel-by-handel-architects/>