



IP 68





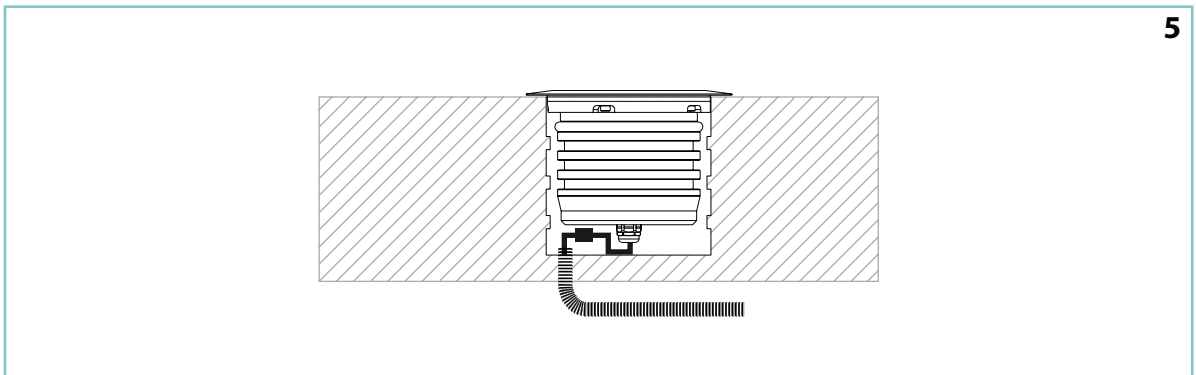
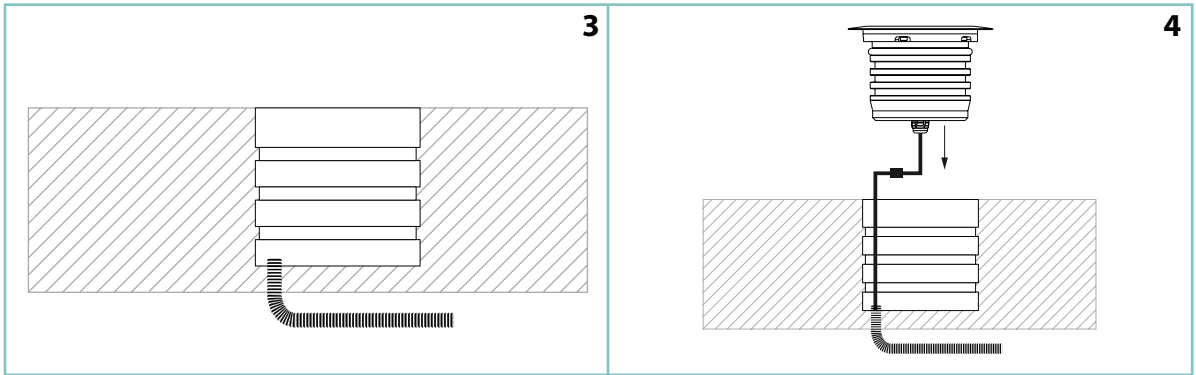
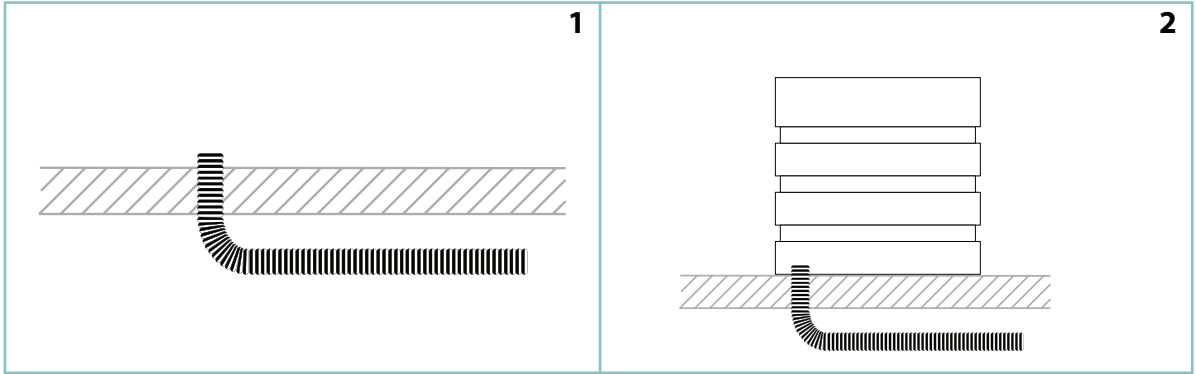
## **TERRA 150**

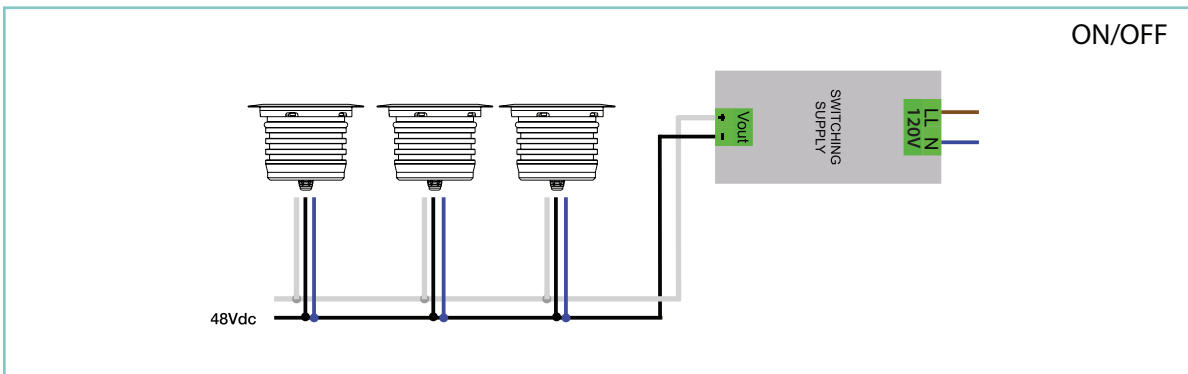
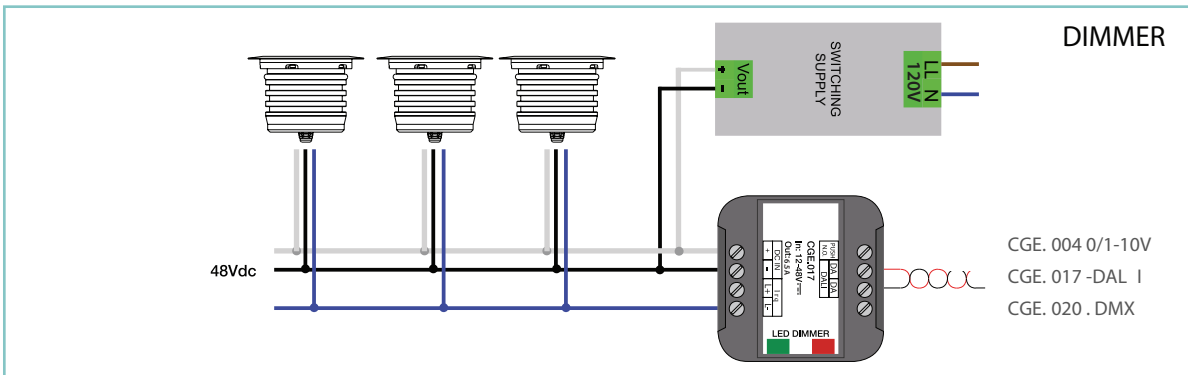
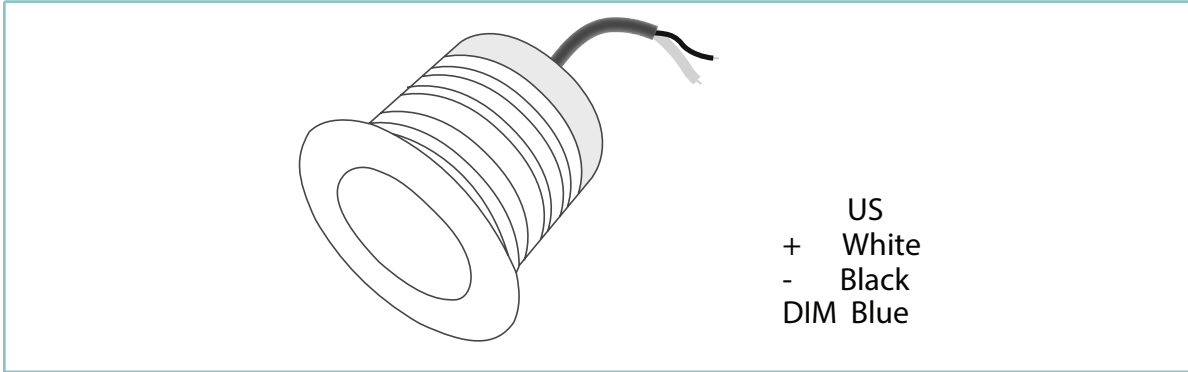
Terra 150 is an extremely efficient in-ground drive-over LED up-light with a maximum power consumption of 22W, designed for optical excellence and engineered for complete resilience. Terra150 features the unonovesette Smart Shield system, complete with an integrated constant current driver, which allows the luminaire to be powered in parallel with a 48Vdc constant voltage power supply. Easy dimming is supported via a pushbutton / 0-10V dimmer or by a DALI or DMX system.

### NOTE!



This fixture is guaranteed only if installed with constant current drivers, supplied by Zaneen.





## TECHNICAL DATA

Body:	Stainless Steel AISI316L
Glass:	Extra clear tempered / frosted glass 8mm
Finishes:	Stainless Steel AISI316L / Aged brass
Installation:	Housing box
Power Supply Cables:	35 cm NS20N PCP 2 x 0.5 mm <sup>2</sup>
Power Supply:	Constant voltage 48Vdc Max
Power Consumption:	13 Watt / 20 Watt
CRI:	92
Bin selection:	Binning free 2 step MacAdam's
Lumen Output:	1670 lm / 2087 lm
Working Temperature:	-20°C +45°C
IP Rating:	IP68 (not for permanent immersion)
Insulation Class:	III
IK:	08
Weight:	1.62 kg
Optics:	10° / 20° / 40° / 55° / 10°x45°
Energy Rating:	A++
Colour Temperature:	2700K / 3000K / 4000K
Lifetime LED:	100000 hrs
Photo biological risk:	RG0 / RG1
Max temperature (Ta 25°C):	60°C

## WARNING!



Do not cover the light fixture, make sure it is guaranteed the cooling of the lamp.

Never connect or disconnect the fixture when the driver is powered.

The safety of the fitting is guaranteed by the correct use of the following instructions. It is therefore necessary to keep them.

When carrying out all assembly, maintenance and fixture replacement operations, make sure that the power is off.

The fitting should be installed by qualified installers.

**IMPORTANT**

Post Sales Support HQ 1-800-388-3382 support@zaneen.com



EN

- Installation and electrification must be carried out by a qualified electrician, only.
- Observe all relevant building codes and regulations.
- Prior to installation or repair: disconnect power; it is the installer's responsibility to ensure for all electrical, mechanical and thermal compatibility.
- The LED light source contained in this fixture shall only be replaced by Zaneen, or a person approved by Zaneen.
- Recommendations: Keep the instruction sheet(s) in the event of maintenance and/or disassembly.

Access detailed specification sheets and the warranty policy on the product page at [zaneen.com](http://zaneen.com).

FR

- L'installation et l'électrification doivent être effectuées uniquement par un électricien qualifié.
- Respectez tous les codes du bâtiment et réglementations en vigueur.
- Avant l'installation ou la réparation: débranchez l'alimentation électrique; Il incombe à l'installateur des'assurer de la compatibilité électrique, mécanique et thermique.
- La source de lumière LED contenue dans ce luminaire ne doit être remplacée que par Zaneen, ou une personne approuvée par Zaneen.
- Recommandations: Conservez la (les) fiche (s) d'instructions en cas de maintenance et / ou de démontage

Accéder aux fiches techniques détaillées et à la politique de garantie sur la page du produit sur [zaneen.com](http://zaneen.com)