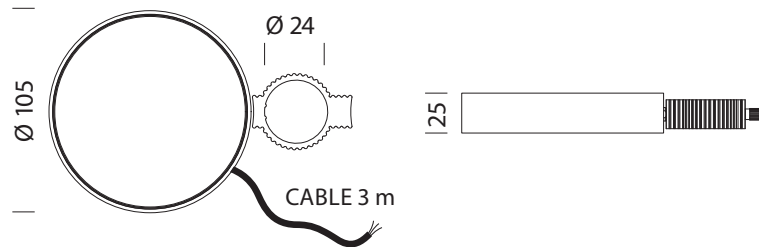


- IT** Istruzioni di montaggio
- EN** Installation Guide
- DE** Montageanleitung
- FR** Instructions de montage
- ES** Instrucciones de montaje

**TECHNICAL DATA**

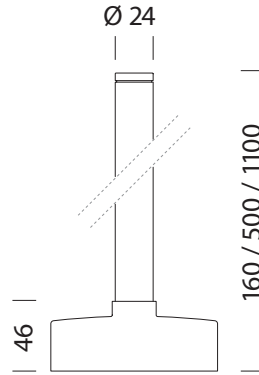


	FROG SPIKES	FROG BASE WITH POLE	FROG FLOOR
Codice Code Code Code Código	L9A34300 H 230 mm L9A34400 H 570 mm L9A34500 H 1170 mm	L9A33200 H 160 mm L9A33300 H 500 mm L9A33400 H 1100 mm	L9A33500 H 2300 mm
Alimentazione Supply Versorgung Alimentation Suministro	120V 50/60Hz TRIAC dimmable		
Lampada Lamp Lampe Lampe Lámpara	10W / 900 lm LED data 11.2W / 665 lm Real data		
Grado di protezione Protection degree Schutzart Degré de protection Grado de protección	IP 66 IK 08		
Classe energetica Energy label Energieeffizienzklasse Note de l'énergie Clasificación de energía	A / A+ / A++		
Peso Weight Gewicht Poids Peso	1.0 Kg		

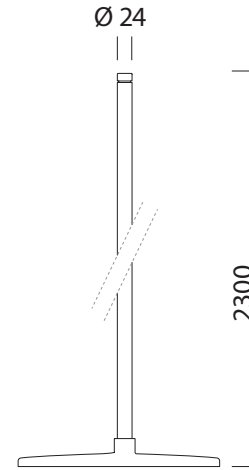
**TECHNICAL DATA**



FROG  
SPIKES

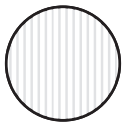


FROG  
BASE WITH POLE




FROG  
FLOOR


**ACCESSORIES**



FILTER  
ELLIPTICAL  
L9A33700



FILTER  
EXTENSIVE  
L9A33800



HONEYCOMB  
L9A32800

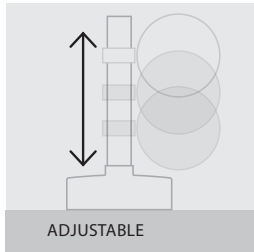


SHIELD VISOR  
L9A32700

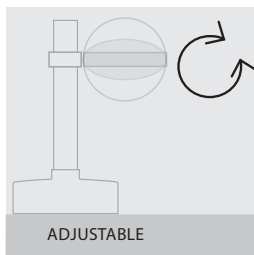


IP68 CONNECTOR  
L9A33600

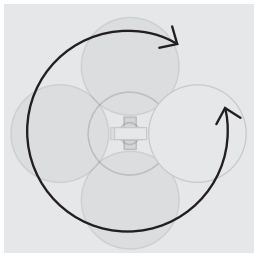
## TECHNICAL INFORMATION



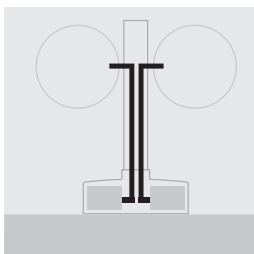
- IT** È possibile regolare la testa in altezza.
- EN** It is possible to adjust the height of the head.
- DE** Es ist möglich, die Höhe des Kopfes einzustellen.
- FR** Réglage possible de la tête en hauteur.
- ES** Se puede regular la altura del cabezal.



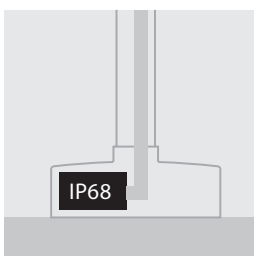
- IT** È possibile regolare la testa sull'asse orizzontale.
- EN** It is possible to adjust the position of the head on the horizontal axis.
- DE** Es ist möglich, die Position des Kopfes auf der horizontalen Achse anzupassen.
- FR** Réglage possible de la tête sur l'axe horizontal.
- ES** Se puede regular el eje horizontal del cabezal.



- IT** È possibile regolare la testa sull'asse verticale.
- EN** It is possible to adjust the position of the head on the vertical axis.
- DE** Es ist möglich, die Position des Kopfes auf der vertikalen Achse einzustellen.
- FR** Réglage possible de la tête sur l'axe vertical.
- ES** Se puede regular el eje vertical del cabezal.



- IT** È possibile inserire fino a massimo 2 cavi all'interno dell'asta di fissaggio.
- EN** It is possible to place up to 2 cables inside the rod.
- DE** Es ist möglich, bis zu 2 Kabel in der Säule zu platzieren.
- FR** Possibilité de loger deux câbles dans le canal prévu à cet effet.
- ES** Se puede introducir un máximo de 2 cables en el interior del tubo de fijación.



- IT** È possibile inserire all'interno della base di fissaggio fino a massimo 2 connettori IP68. Connettore non fornito.
- EN** Up to 2 IP68 connectors can be placed inside the mounting base. Connector not supplied.
- DE** Bis zu 2 IP68-Steckverbinder können in der Montagebasis platziert werden. Kabelverbinder bauseits.
- FR** Deux connecteurs IP68 peuvent se loger dans la base. Connecteur non fourni.
- ES** Se puede introducir en el interior de la base de fijación un máximo de 2 conectores IP68. Conector no suministrado.



## TECHNICAL INFORMATION

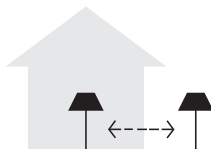


- IT** Dati tecnici sulla etichetta interna.
- EN** Technical data on the internal label.
- DE** Technische Daten auf der internen Bezeichnung.
- FR** Données techniques sur l'étiquette interne.
- ES** Datos técnicos en la etiqueta interna.

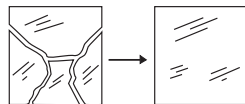


- IT** Gruppo di Rischio 1 (EN 62471:2008)
- EN** Risk Group 1 (EN 62471:2008)
- DE** Gafhrgruppe 1 (EN 62471:2008)
- FR** Groupe de Risque 1 (EN 62471:2008)
- ES** Grupo de Riesgo 1 (EN 62471:2008)

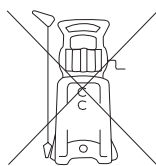
INDOOR - OUTDOOR



- IT** Prodotto idoneo all'uso esterno ed interno.
- EN** The article is suitable for outside and inside use.
- DE** Artikel ist geeignet zur zußerlichen und inneren Anwendung.
- FR** L'article est adapte pour usage externe et interne.
- ES** Producto adecuado para uso en exteriores y en interiores.



- IT** Sostituire lo schermo in caso di danneggiamento prima di riutilizzare l'apparecchio.
- EN** In case of diffuser damage change it before to switch on the fitting.
- DE** Beschädigte Abdeckungen vor erneuter Inbetriebnahme austauschen.
- FR** En cas de dommages, remplacer le diffuseur avant réutilisation de l'appareil.
- ES** En caso de difusor dañado cambiarlo antes de encender el aparato.



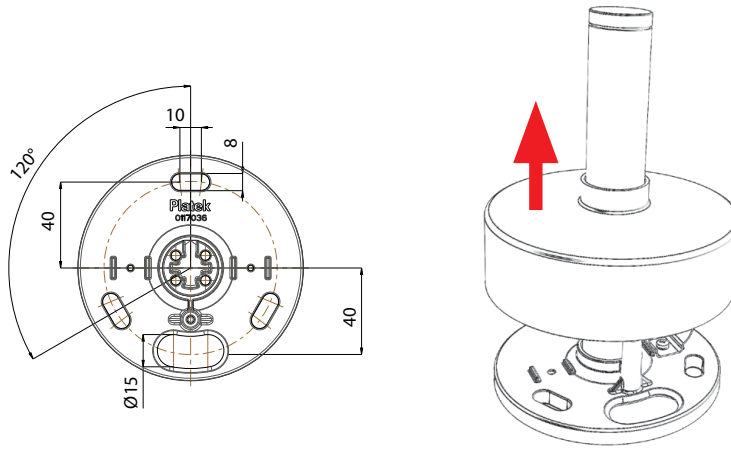
- IT** Non utilizzare idropulitrici.
- EN** Do not use water high pressur cleaners.
- DE** Hochdruckreiniger benutzung ist verboten.
- FR** Ne utilisez pas de nettoyeur haute pression sur la luminaire.
- ES** No utilice limpiadores a presión.



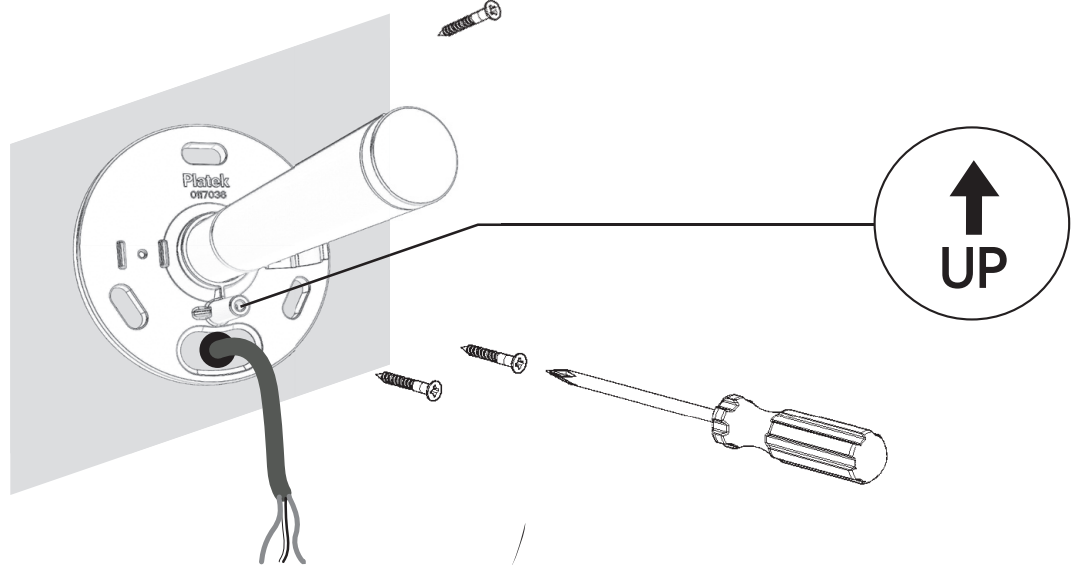
- IT** Si sconsiglia l'accensione dell'apparecchio durante le ore diurne con forte irraggiamento solare.
- EN** We do not recommend switching on the fitting during the day with strong solar radiation.
- DE** Es wird empfohlen, LED-Leuchten tagsüber bei direkter Sonneneinstrahlung auf keinen Fall in Betrieb zu nehmen.
- FR** Nous déconseillons d'allumer l'appareil pendant la journée avec un fort rayonnement solaire.
- ES** No se recomienda encender el aparato durante las horas diurnas con fuerte radiación solar.

INSTALLATION BASES WITH POLE

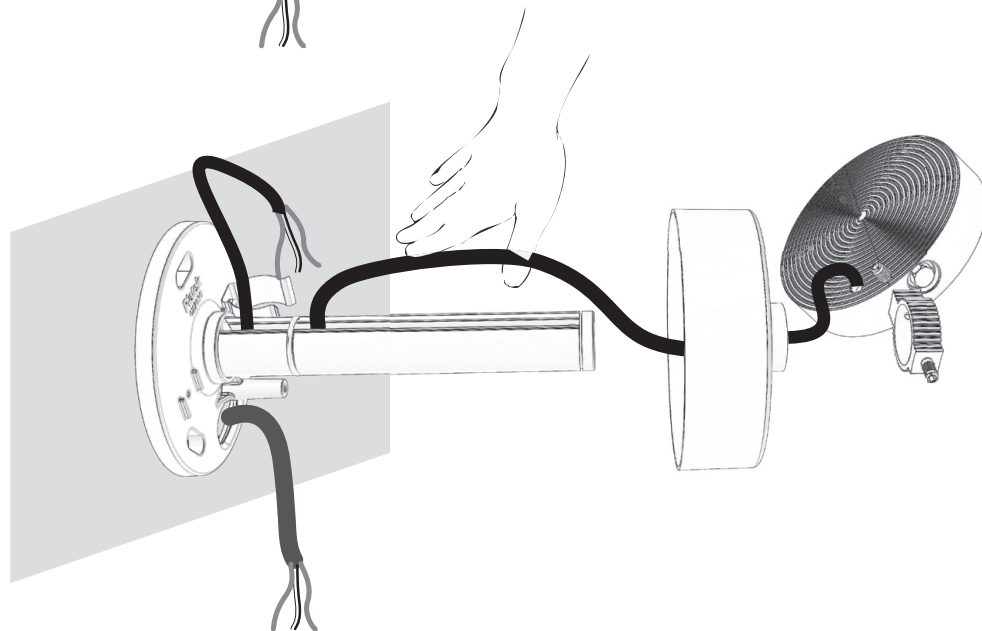
1



2



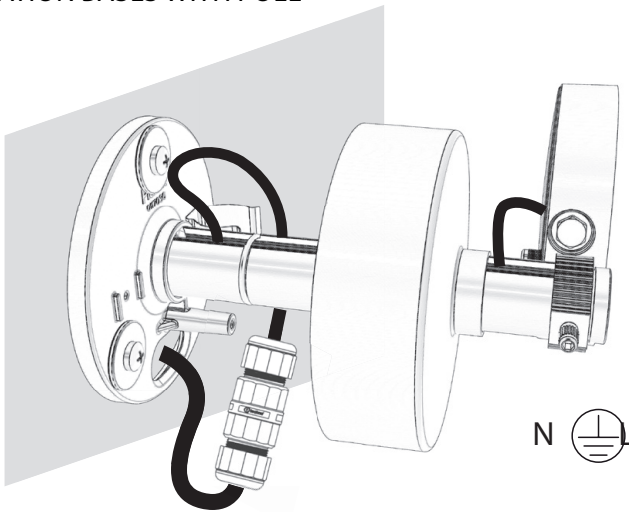
3





INSTALLATION BASES WITH POLE

4



IT Collegamento elettrico

EN Electric connection

DE Elektrischer Anschluss

FR Raccordement électrique

ES Conexión eléctrica

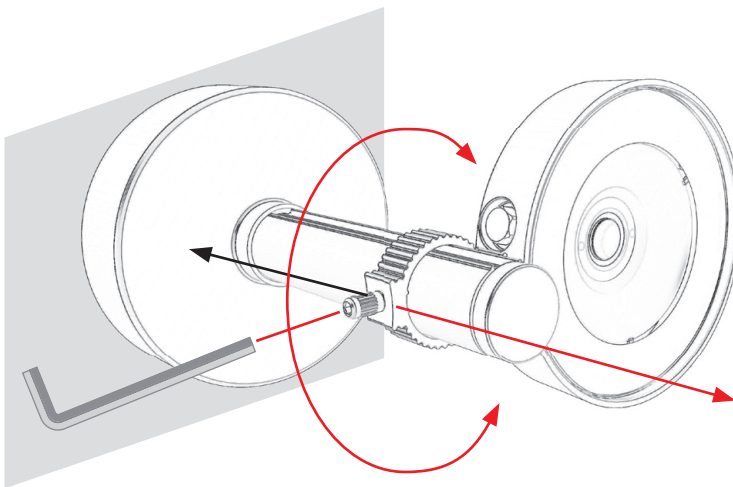
**YES**



**NO**

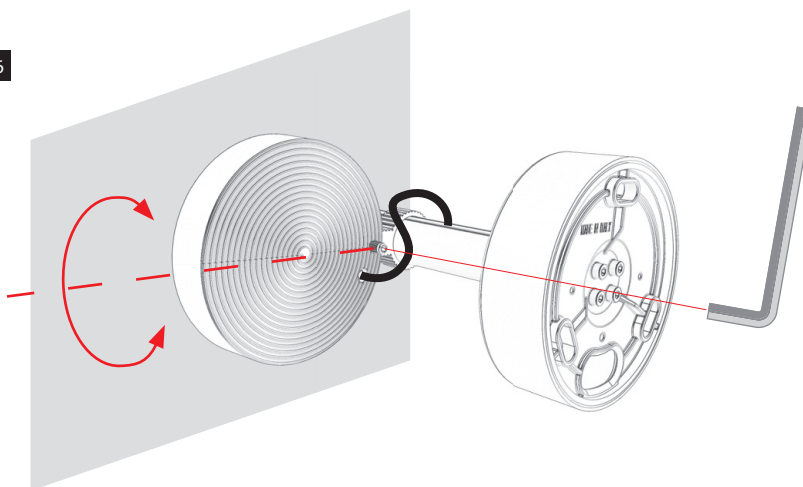


5



HEX KEY - CH. 3

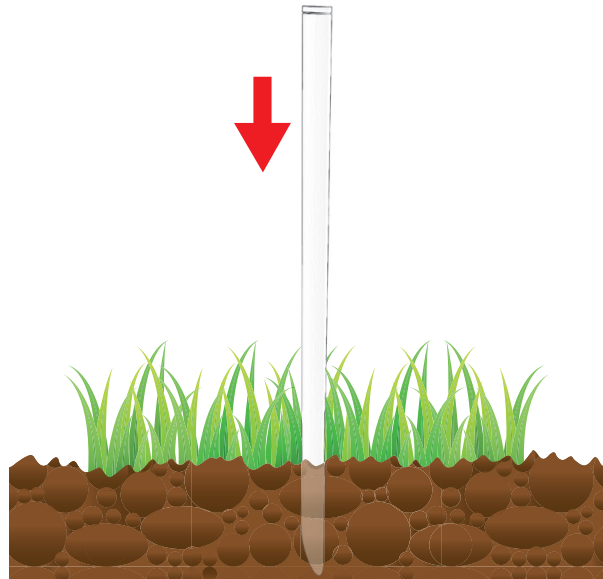
6



HEX KEY - CH. 3

**INSTALLATION SPIKES**

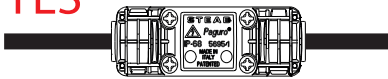
**1**



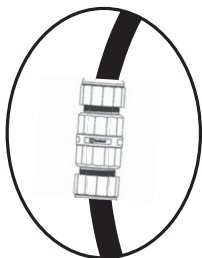
**2**

- IT** Connettore non fornito
- EN** Connector not supplied
- DE** Kabelverbinder bauseits
- FR** Connecteur non fourni
- ES** Conector no suministrado

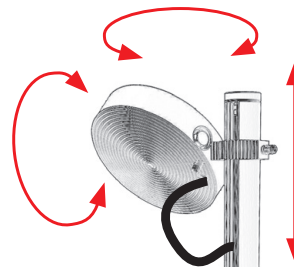
**YES**



**NO**



**IP68**



**FIX**

HEX KEY - CH. 3





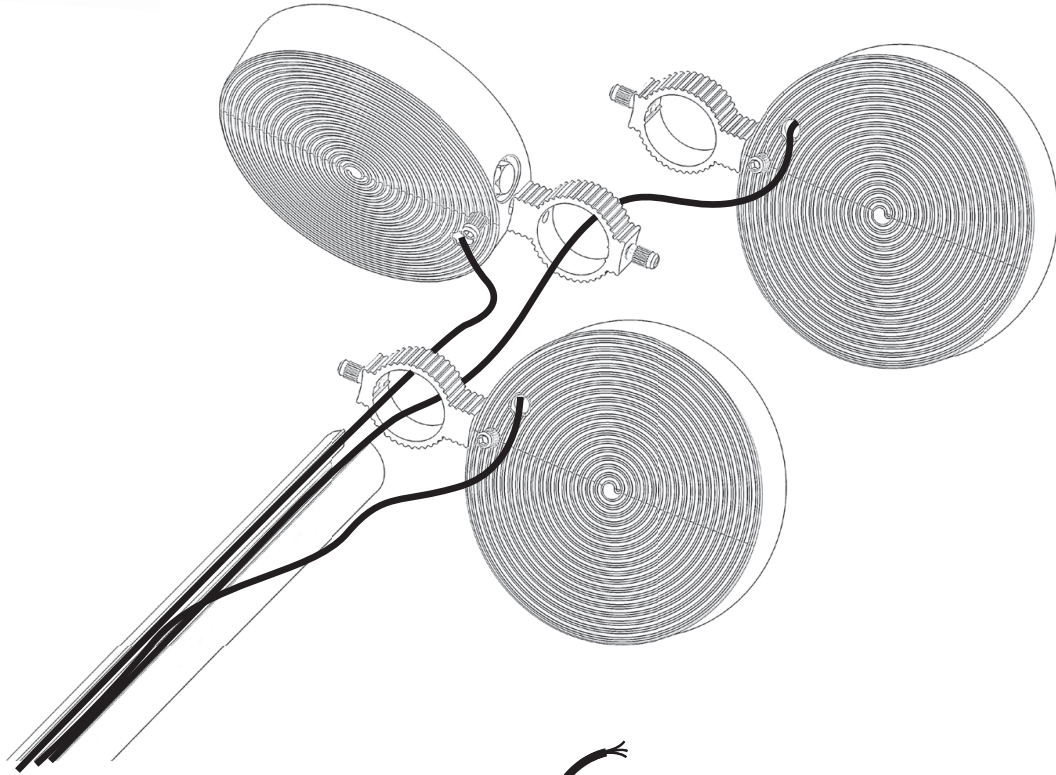


INSTALLATION FLOOR

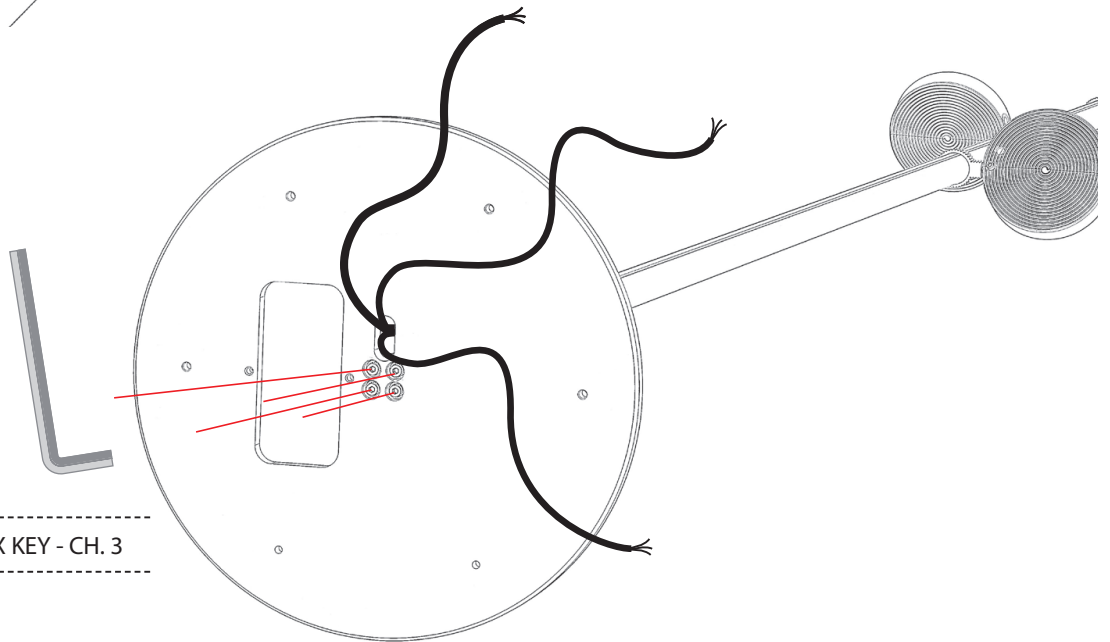
1



2



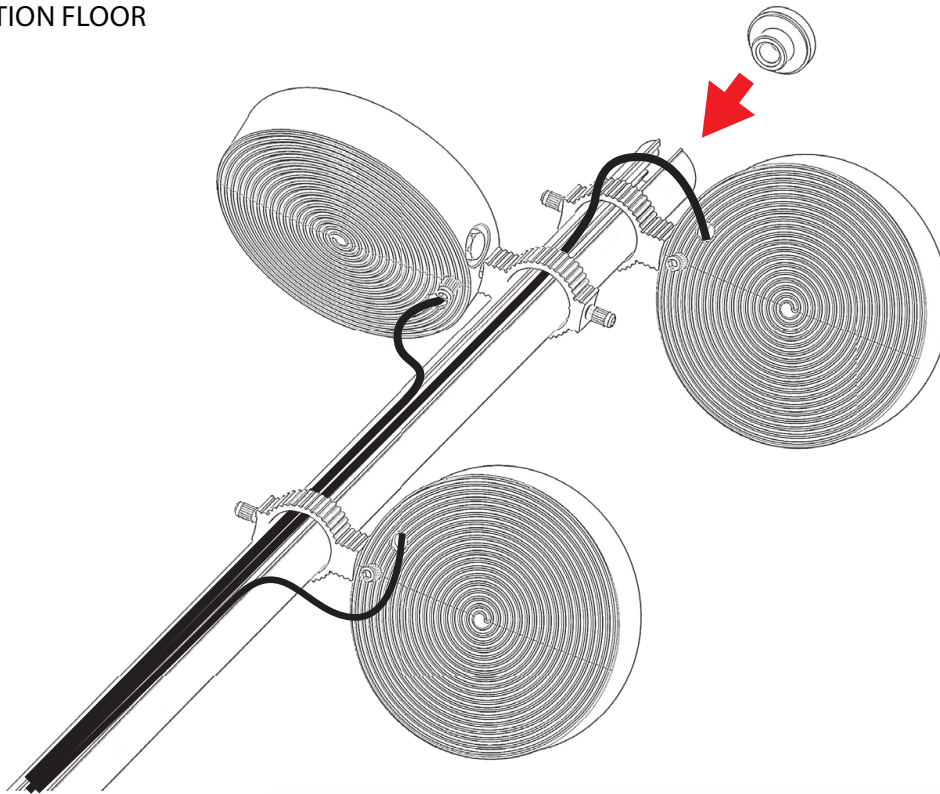
3



 HEX KEY - CH. 3

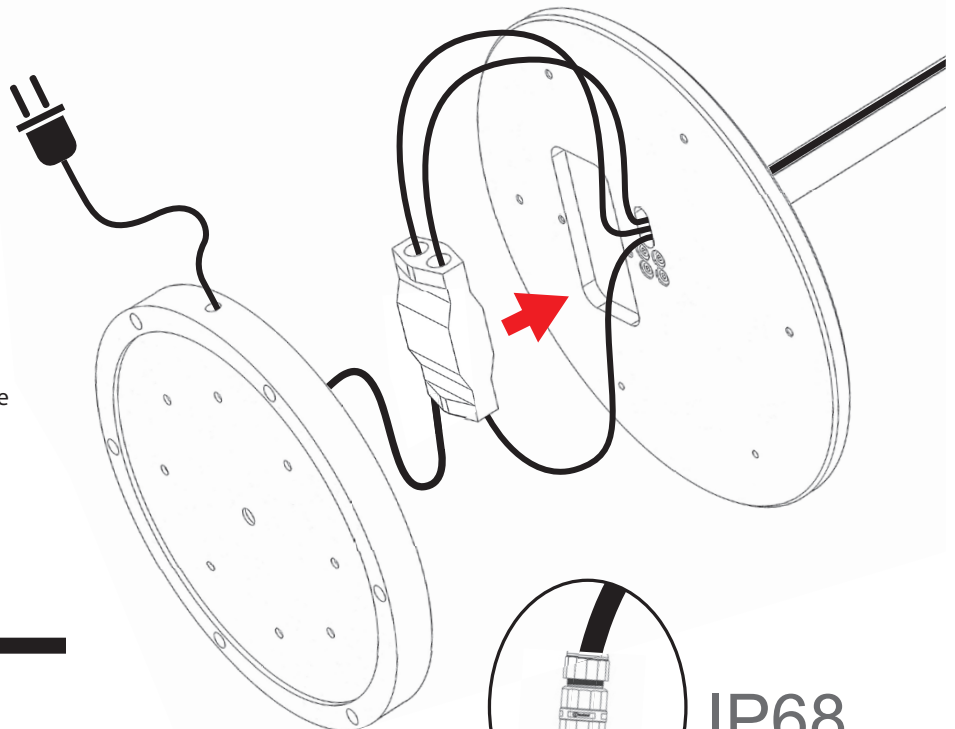
INSTALLATION FLOOR

4



5

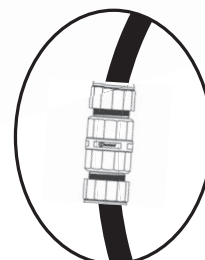
- IT Connettore fornito
- EN Connector supplied
- DE Kabelverbinder inklusive
- FR Connecteur fourni
- ES Conector suministrado



**YES**



**NO**

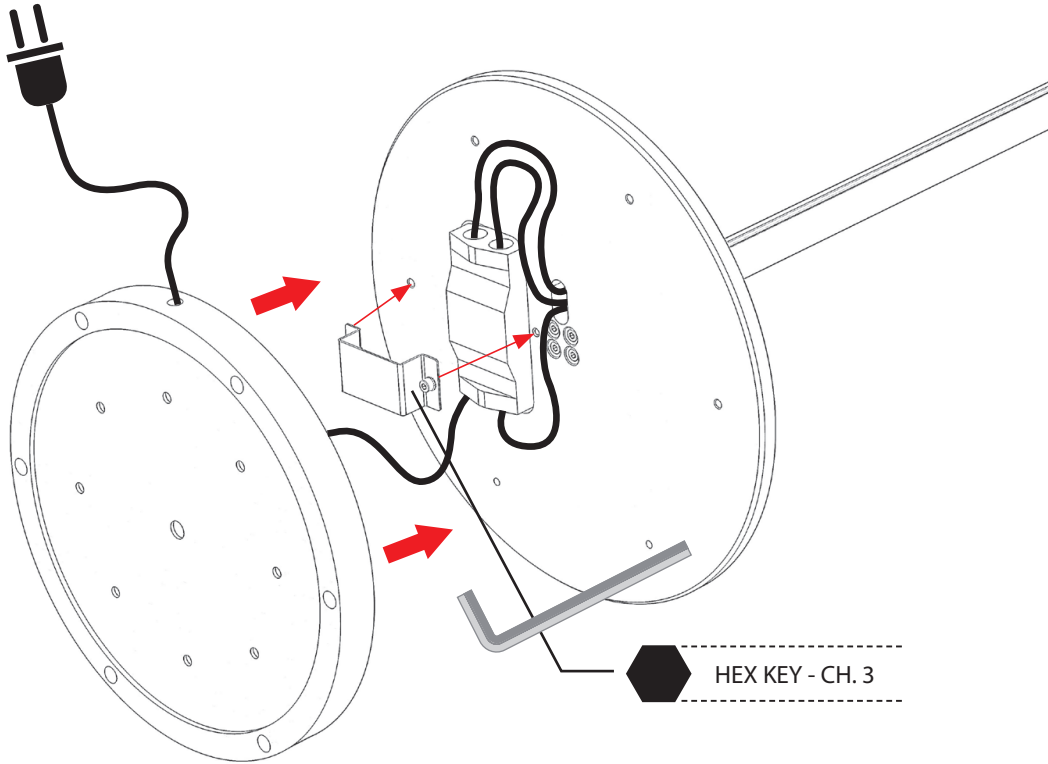


**IP68**

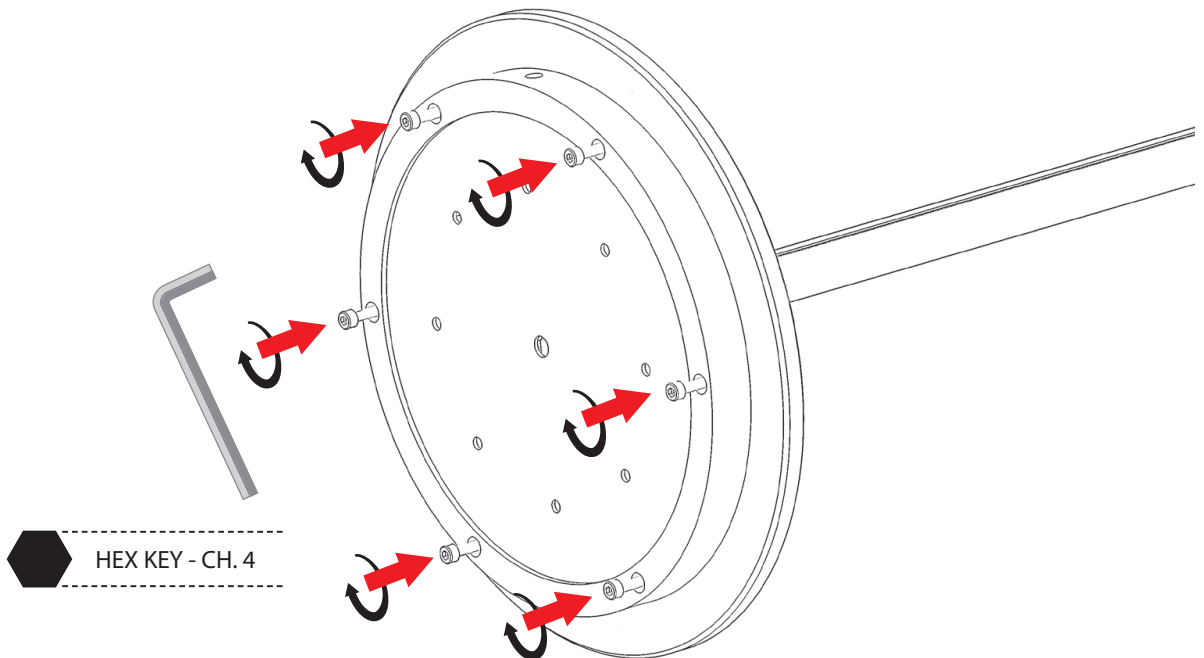


INSTALLATION FLOOR

6



7



Post Sales Support

HQ 1-800-388-3382 support@zaneen.com



## EN

- Installation and electrification must be carried out by a qualified electrician, only.
- Observe all relevant building codes and regulations.
- Prior to installation or repair: disconnect power; it is the installer's responsibility to ensure for all electrical, mechanical and thermal compatibility.
- The LED light source contained in this fixture shall only be replaced by Zaneen, or a person approved by Zaneen.
- Recommendations: Keep the instruction sheet(s) in the event of maintenance and/or disassembly.

Access detailed spec sheets from [www.zaneen.com](http://www.zaneen.com)

## FR

- L'installation et l'électrification doivent être effectuées uniquement par un électricien qualifié.
- Respectez tous les codes du bâtiment et réglementations en vigueur.
- Avant l'installation ou la réparation: débranchez l'alimentation électrique; Il incombe à l'installateur des'assurer de la compatibilité électrique, mécanique et thermique.
- La source de lumière LED contenue dans ce luminaire ne doit être remplacée que par Zaneen, ou une personne approuvée par Zaneen.
- Recommandations: Conservez la (les) fiche (s) d'instructions en cas de maintenance et / ou de démontage

Accéder aux fiches techniques détaillées sur [www.zaneen.com](http://www.zaneen.com)

Disclaimer: Applicable only when Zaneen's lighting fixtures are properly installed on correct line voltage, and under normal conditions of use.

Zaneen Warranties are itemized below:

- All products to be free from defect in materials and workmanship: 1 Year (12 months) Limited Warranty from the invoice date (excluding lamps)
- LED engines and Power Supplies: 5 Years Limited Warranty from the invoice date.
- Transformers and Ballast Warranty: 3 years Limited Warranty from the invoice date.
- Purchaser's sole recourse after the warranty period, for defective power supplies, ballasts or other components manufactured by a third party, is against such third-party manufacturer.

Warranty claims regarding the product(s) must be submitted in writing within 30 days, of discovery of the defect.

Zaneen uses only electrical components, which are produced by responsible manufacturers. Components that may fail in service within the warranty period, under normal use, will be replaced at no charge.

Zaneen will not assume labour or transportation charges in connection with replacement of such parts, nor for removal or re-installation of equipment or parts, nor for consequential damages or losses.

The warranty extended to Zaneen by the manufacturers of the electrical components is passed on to our customers.

At its option, Zaneen will repair or replace, any fixture defective as provided herein if such fixture is returned by the purchaser within the warranty period, provided Zaneen has issued a written "Return Goods Authorization". Such repair or replacement is the exclusive remedy against Zaneen and Zaneen is not responsible for damage of any sort whatsoever, including incidental and consequential damages or losses.

This warranty extends only to replacement defective fixtures or components and no allowance will be made for labour or transportation charges in connection with replacement of such parts, nor for removal or re-installation of equipment or parts unless specifically authorized in writing by Zaneen prior to any work being performed.

This warranty only applies when the products are installed in applications in which ambient temperatures are within normal temperatures and are operated within the electrical values shown on the LED driver label.

Zaneen Interior rated luminaries are not protected from environmental conditions, such as salt content from sea air. Therefore, any damages resulting from exposure to salt air, or other harmful environmental conditions, will not be covered under Zaneen Warranty.

Zaneen will not be responsible under warranty for any failure of the product that results directly or indirectly from improper installation and/or external causes such as: acts of nature, physical damage, and exposure to adverse or hazardous chemicals or other substances, use of harsh cleaning agent or harsh chemicals.

Warranty for any substantial deterioration in the product finish caused by failure to clean, inspect or maintain the finish of the product. The end user is responsible for the structural integrity of existing foundations, anchorages, or structures and all consequences arising from their use.

Zaneen will not be responsible under warranty for any failure of the product that results directly or indirectly from improper installation and/or external causes such as: acts of nature, physical damage, and exposure to adverse or hazardous chemicals or other substances, use of harsh cleaning agent or harsh chemicals.

The end user is responsible for the structural integrity of existing foundations, anchorages, or structures and all consequences arising from their use.