

PROJECT	_____
TYPE	_____
NOTES	_____
QUANTITY	_____
DATE	_____




DESIGN | GEO

GEO is a suspension light that is a fusion of art and functionality, designed for those who appreciate the beauty of simplicity and the allure of elegance. Each Geo pendant lamp is a testament to the artistry and precision of its creators. The heart of this luminaire is a blown glass body, meticulously shaped into a captivating sphere with a gentle flattening at the poles. Geo is the perfect choice for those seeking a decorative lamp that exudes a sense of minimalism and cleanliness. The system consists of a pendant lamp in three different size variants with the flexibility to be clustered in groups.



SYSTEM OVERVIEW



PROJECT _____
 TYPE _____
 NOTES _____
 QUANTITY _____
 DATE _____

SYSTEM GUIDE

To make your product selection and complete system specification, proceed with the following:
 review system options, create your system code in the field below and include your quantity.
 For the canopies/pendants, use the field beside each product name.
 Submit to quotes@zaneen.com to receive a formal BOM and finalized model numbers.



UPON REQUEST
 Additional Options _____
 Cable Length _____
 Custom Canopy _____

EXAMPLE D14GEO-MOD-SYS-120-DN

SYSTEM BUILD CODE: D14GEO-MOD-SYS- **qty**

ELECTRICAL	Voltage	Dimming
	120 - 120V	DN - Non Dimming DP - Phase Dim (Triac/ELV) (Upon request) DV - 0-10V (100-1%) (Upon request)

CANOPY **BUILD CODE EXAMPLE:** D149001-BLK **FINISHES OPTIONS:** See page 7 for color options and use 3 digit letters to indicate your choices

MODULES	ROUND - 1 HOLE	D149001-	qty
		Finish ◆ _____ (6 colors)	
	RECESSED ROUND - 1 HOLE	D149004-	qty
		Finish ◆ _____ (6 colors)	
	ROUND - 3 HOLES	D149006-	qty
		Finish ◆ _____ (6 colors)	

PROJECT _____
 TYPE _____
 NOTES _____
 QUANTITY _____
 DATE _____

CANOPY		FINISHES OPTIONS: See page 7 for color options and use 3 digit letters to indicate your choices	
MODULES	ROUND - 5 HOLES 	D149007-	qty
	Finish		
	◆ _____		
	(6 colors)		
ROUND - 2 EXTERNAL HOLES + 1 CENTRAL 	D149008-	qty	
Finish			
◆ _____			
(6 colors)			
ROUND - 4 EXTERNAL HOLES + 1 CENTRAL 	D149009-	qty	
Finish			
◆ _____			
(6 colors)			
ROUND - FOR 3/5/6 LIGHTS 	D149014-	qty	
Finish			
◆ _____			
(6 colors)			
ROUND - FOR 3/4/5/6/7/8/9/10/11 LIGHTS 	D149015-	qty	
Finish			
◆ _____			
(6 colors)			

CANOPY		FINISHES OPTIONS: See page 7 for color options and use 3 digit letters to indicate your choices	
MODULES	ROUND - FOR 3/4/5 LIGHTS	D149016-	qty
		Finish	
		◆ _____	
		(6 colors)	
SQUARE - FOR 5 LIGHTS - 300	D149017-	qty	
	Finish		
	◆ _____		
	(6 colors)		
SQUARE - FOR 5 LIGHTS - 400	D149018-	qty	
	Finish		
	◆ _____		
	(6 colors)		
LINEAR - FOR 2 LIGHTS	D149019-	qty	
	Finish		
	◆ _____		
	(6 colors)		
LINEAR - FOR 3 LIGHTS	D149020-	qty	
	Finish		
	◆ _____		
	(6 colors)		

PROJECT	_____
TYPE	_____
NOTES	_____
QUANTITY	_____
DATE	_____

MODULES	CANOPY	FINISHES OPTIONS: See page 7 for color options and use 3 digit letters to indicate your choices	
	LINEAR - FOR 3/5 LIGHTS	D149021-	qty
		Finish ◆ _____ (6 colors)	

PENDANTS	GEO	FINISHES OPTIONS: See page 7 for color options and use 3 digit letters to indicate your choices		
	GEO Ø260	D141257-	qty	
	Wattage: 7.8W 	CCT - >90 CRI 27K - 2700K 30K - 3000K	Finish ◆ _____ (4 colors) ▲ _____ (9 colors)	Delivered Lumen (lm) 866
	GEO Ø300	D141258-	qty	
Wattage: 7.8W 	CCT - >90 CRI 27K - 2700K 30K - 3000K	Finish ◆ _____ (4 colors) ▲ _____ (9 colors)	Delivered Lumen (lm) 866	
GEO Ø340	D141259-	qty		
Wattage: 7.8W 	CCT - >90 CRI 27K - 2700K 30K - 3000K	Finish ◆ _____ (4 colors) ▲ _____ (9 colors)	Delivered Lumen (lm) 866	

PROJECT _____

TYPE _____

NOTES _____

QUANTITY _____

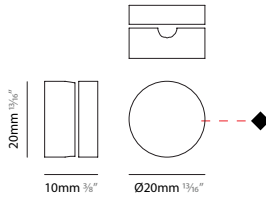
DATE _____

ACCESSORIES

WALL STUD CABLE SPACER

D149012-

qty



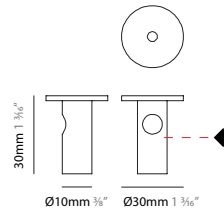
Finish

◆ _____
(6 colors)

CABLE SPACER

D149013-

qty




Finish

◆ _____
(6 colors)


PROJECT _____
TYPE _____
NOTES _____
QUANTITY _____
DATE _____

FINISH COLORS - CANOPY ◆

Black - **BLK**



Brushed Steel - **BST**



Chrome - **CHR**




Gold Leaf - **GLF**



Silver Leaf - **SLF**



White - **WHI**



FINISH COLORS - PENDANT HOLDER ◆

Brushed Chrome - **BCR**




Chrome - **CHR**



Matte Black - **MBK**



Matte White - **MWH**



FINISH COLORS - PENDANT GLASS ▲

Amber - **AMB**



Green - **GRN**



Pink - **PNK**



Ruby - **RUB**



Sky Blue - **SKB**



Smoke - **SMK**



Satin White - **SWH**








































































Tobacco - **TOB**













Transparent - **TRA**













LEGEND

	floor-mounted		pivotal		special LED (upon request) RGB, RGBW, tunable, gold+, meat+, art+, fashion+
	wall and ceiling: recessed and surface mounted		rotating		warm dim / natural dimming LED
	ceiling-mounted and wall-mounted		illuminate tilted		rechargeable battery powered
	wall-mounted		color of suspension cable		fixture with natural vivid LED (upon request)
	omni-directional light distribution		length of suspension cable		color rendering index
	direct light distribution		reflector degree selection		color temperature
	direct/indirect light distribution		super spot		lumen (luminous flux)
	indirect light distribution		lens		efficacy (lumens per watt)
	asymmetric light distribution		lens pack		Unified Glare Rating (UGR) range from 5-40
	aura light distribution		shine ring		marine grade (AISI 316 stainless steel)
	round wall or ceiling cut-out		integrated shine ring with diffuser		walk on
	square wall or ceiling cut-out		free individual colors 01-29		drive on
	the supplied jig specifies the cutout dimensions		individual colors: 00 (free of charge), 01-25 (extra charge)		Dark Sky Compliance
	minimum distance (meters) lamp - object		luminaire part to be colored (F1)		Americans with Disabilities Act (less than 4" off the wall located between 27"-84" from floor)
	recessed depth		luminaire part to be colored (F2)		lamp protected against explosion
	ceiling thickness in mm		luminaire part to be colored (F3)		blown glass using traditional methods by master glass blower
	ceiling thickness selection		luminaire part to be colored (F4)		acoustic material
	dimnable DP (phase), DV (0-10V), DD (dali), DS (step-dim)		luminaire part to be colored (F5)		protection class I, protection insulation
	included or excluded LED driver/transformer/control gear		color of 3-circuit adaptor		protection class II, protection insulation
	separately switchable		indirect diffuser		ETL Certified to UL and CSA Standards
	sensor		direct diffuser		UL Certified to UL and CSA Standards
	remote control		ball-proof (upon request)		CSA Certified to UL and CSA Standards
	available upon request		accessory		Certified for North American Standards

IP RATING

	protected against ingress of solid bodies greater than 12.5mm (finger)
	protected against ingress of solid bodies greater than 2.5mm protected against sprays of water up to 60 degrees from the vertical (rain)
	protected against ingress of solid bodies greater than 1mm (wire) no protection against the ingress of moisture
	protected against ingress of solid bodies greater than 1mm (wire) protected against sprays of water up to 60 degrees from the vertical (rain)
	protected against ingress of solid bodies greater than 1mm (wire) protected against water splashed from all directions
	protected against limited ingress of dust (wet rooms/covered outdoor areas) protected against water splashed from all directions
	protected against ingress of dust protected against jets of water
	protected against ingress of dust protected against powerful jets of water or heavy seas
	protected against ingress of dust protected against immersion of water between 15cm - 1m for 30 minutes
	protected against ingress of dust protected against immersion of water under pressure for long periods

IK RATING

	protected against 0.14 joules impact (equivalent to 0.25kg mass dropped from 56mm above the surface)
	protected against 0.2 joules impact (equivalent to 0.25kg mass dropped from 80mm above the surface)
	protected against 0.35 joules impact (equivalent to 0.25kg mass dropped from 140mm above the surface)
	protected against 0.5 joules impact (equivalent to 0.25kg mass dropped from 200mm above the surface)
	protected against 0.7 joules impact (equivalent to 0.25kg mass dropped from 280mm above the surface)
	protected against 1 joules impact (equivalent to 0.25kg mass dropped from 400mm above the surface)
	protected against 2 joules impact (equivalent to 0.5kg mass dropped from 400mm above the surface)
	protected against 5 joules impact (equivalent to 1.7kg mass dropped from 300mm above the surface)
	protected against 10 joules impact (equivalent to 5.0kg mass dropped from 200mm above the surface)
	protected against 20 joules impact (equivalent to 5.0kg mass dropped from 400mm above the surface)

PROJECT _____
TYPE _____
NOTES _____
QUANTITY _____
DATE _____

Insert custom drawing here or attach with additional pages

