

FINO SURFACE SYSTEM SPECIFICATION SHEET

ARCHITECTURAL

Light in its purest form, in a freely configurable length. That is what the GHOST profile systems stand for. As a round Bunga or square FINO, the LED lights, with their high quality diffuser ensure an extravagant look. The end covers are made of aluminum and can be finished in the 29 colors. The LED profile system is a striking focal feature for retail or spacious atriums



A luminaire with recognition value! All ghost variants can be designed with individual texts, symbols or branding (adhesive film)

UPON REQUEST

Additional Options

Color Temperature

CRI 90

RGB-W / Tunable

Different Output

Individual Sizes

Printed Letters & Signs



PROLICHT

BUILDING GUIDE

Check boxes to complete specification order and submit to quotes@zaneen.com to receive a formal BOM and finalized model number
For specification purposes, build a unique model number with bold text [30K - DIR - OP - ...]

Quick Ship (QS) - Not Available

Build Code **L3FI-SUR-SYS-**


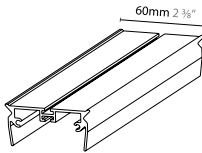

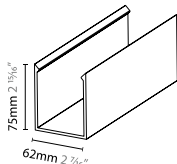

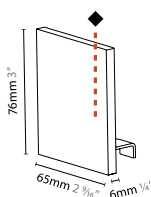

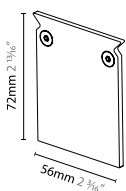

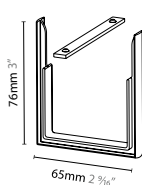
PROFILE - SYSTEM	Product	Color Temperature	Distribution	Diffuser	Length
	L3FI-SUR-SYS Surface	30K 3000K 35K 3500K 40K 4000K	OMNI Omnidirectional	OP Opal	Alum Profile System length Specify in mm length Specify in X'-X" qty PAT Pattern/Design Ambition (Consult Factory with Drawings) qty

PROFILE - SYSTEM	Electrical	Input Voltage	Emergency	Finish
	DN Non-Dimming DP Phase Dimming DV 0-10 Dimming DD Dali Dimming (Upon Request)	UNV Universal 120V / 277V	EMCIR Emergency Circuit	End Cap ◆ 01-29

refer to color chart
refer to inserts to build code
RAL color # (upon request)

FINO SURFACE SYSTEM SPECIFICATION SHEET

PROJECT	
TYPE	
NOTES	
QUANTITY	
DATE	

ALUMINUM PROFILE	Build Code L3240003-			qty
	 	mm	Dimension	
		W: 60 H: 28	per meter max 3000mm field-cuttable	
OPAL DIFFUSER	Build Code L3982600-			qty
	 	mm	Dimension	
		W: 62 H: 75	per meter max 3000mm field-cuttable	
END CAP	Build Code L39827-			qty
	 	mm	Dimension	Finish
		6 x 65 H: 76	1 Pair	◆ 01-29
OPAL END CAP	Build Code L3982800			qty
	 	mm	Dimension	
		3 x 56 H: 72	1 Pair	
LINEAR COUPLER	Build Code L3982900			qty
	 	mm	Dimension	
		65 x 10 H: 76		

FINO SURFACE SYSTEM SPECIFICATION SHEET


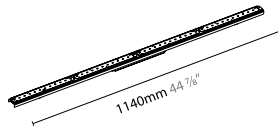



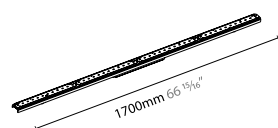


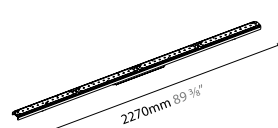
PROJECT _____

TYPE _____

NOTES _____

QUANTITY _____


DATE _____

FINLINE	Build Code L38991- qty									
				Wattage	Delivered Lumens	CRI	Dimming	Color Temperature	Diffuser	
	 			20.2 20.2W	2283 2283lm 2364 2364lm 2412 2412lm	80	DN Non-Dim DP Phase DV 0-10V	30K 3000K 35K 3500K 40K 4000K	OP Opal	
FINLINE	Build Code L38992- qty									
				Wattage	Delivered Lumens	CRI	Dimming	Color Temperature	Diffuser	
	 			25.3 25.3W	2854 2854lm 2955 2955lm 3015 3015lm	80	DN Non-Dim DP Phase DV 0-10V	30K 3000K 35K 3500K 40K 4000K	OP Opal	
FINLINE	Build Code L38993- qty									
				Wattage	Delivered Lumens	CRI	Dimming	Color Temperature	Diffuser	
	 			30.4 30.4W	3425 3425lm 3546 3546lm 3618 3618lm	80	DN Non-Dim DP Phase DV 0-10V	30K 3000K 35K 3500K 40K 4000K	OP Opal	
FINLINE	Build Code L38994- qty									
				Wattage	Delivered Lumens	CRI	Dimming	Color Temperature	Diffuser	
	 			35.4 35.4W	3996 3996lm 4137 4137lm 4221 4221lm	80	DN Non-Dim DP Phase DV 0-10V	30K 3000K 35K 3500K 40K 4000K	OP Opal	
FINLINE	Build Code L38995- qty									
				Wattage	Delivered Lumens	CRI	Dimming	Color Temperature	Diffuser	
	 			40.5 40.5W	4567 4567lm 4728 4728lm 4824 4824lm	80	DN Non-Dim DP Phase DV 0-10V	30K 3000K 35K 3500K 40K 4000K	OP Opal	


PROJECT	_____
TYPE	_____
NOTES	_____
QUANTITY	_____
DATE	_____

FINISH COLORS 01-29

Sparkling Silver - 01



Black Velvet - 02



Crystal White - 03




Creamy - 04




Hampton Bay - 05




Lagoon - 06



Urban Forest - 07




In the Army - 08




Rusty Angel - 09




Rusty Rush - 10




Milk and Chocolate - 11



Fade to Gray - 12




Mysterious Gray - 13




Twilight - 14



Lost Dream - 15



Purple Sky - 16




Fresh Oh - 17




Funky P. - 18




Kissing Aphrodite - 19




Poseidon's Paradise - 20




Blue Sky - 21




Spring Green - 22



Mellow Yellow - 23



Golden Heart - 24




Gun Metal - 25



Champagne Cream - 26



Copper Mine - 27



Ancient Bronze - 28



Jazz Gold - 29



Digital: Not all screens are calibrated the same, and therefore, colors will appear differently between screens.

Physical: When texture is involved, there will be variations in color, character and tone within a product series and between product families.

Gun Metal: No Gun Metal finish is alike. It combines a mixture of transparent and black color particles which ensures a highly individual effect and no luminaire being identical.

Champagne Cream, Copper Mine, Ancient Bronze + Jazz Gold: These finishes have slight fading from specific powder coating production. Each luminaire will slightly vary.

RAL Color Upon Request



LEGEND

	floor-mounted		pivotal		special LED (upon request) RGB, RGBW, tunable, gold+, meat+, art+, fashion+
	wall and ceiling: recessed and surface mounted		rotating		warm dim / natural dimming LED
	ceiling-mounted and wall-mounted		illuminate tilted		rechargeable battery powered
	wall-mounted		color of suspension cable		fixture with natural vivid LED (upon request)
	omni-directional light distribution		length of suspension cable		color rendering index
	direct light distribution		reflector degree selection		color temperature
	direct/indirect light distribution		super spot		lumen (luminous flux)
	indirect light distribution		lens		efficacy (lumens per watt)
	asymmetric light distribution		lens pack		Unified Glare Rating (UGR) range from 5-40
	aura light distribution		shine ring		marine grade (AISI 316 stainless steel)
	round wall or ceiling cut-out		integrated shine ring with diffuser		walk on
	square wall or ceiling cut-out		free individual colors 01-29		drive on
	the supplied jig specifies the cutout dimensions		individual colors: 00 (free of charge), 01-25 (extra charge)		Dark Sky Compliance
	minimum distance (meters) lamp - object		luminaire part to be colored (F1)		Americans with Disabilities Act (less than 4" off the wall located between 27"-84" from floor)
	recessed depth		luminaire part to be colored (F2)		lamp protected against explosion
	ceiling thickness in mm		luminaire part to be colored (F3)		blown glass using traditional methods by master glass blower
	ceiling thickness selection		luminaire part to be colored (F4)		acoustic material
	dimmmable DP (phase), DV (0-10V), DD (dali), DS (step-dim)		luminaire part to be colored (F5)		protection class I, protection insulation
	included or excluded LED driver/transformer/control gear		color of 3-circuit adaptor		protection class II, protection insulation
	separately switchable		indirect diffuser		ETL Certified to UL and CSA Standards
	sensor		direct diffuser		UL Certified to UL and CSA Standards
	remote control		ball-proof (upon request)		CSA Certified to UL and CSA Standards
	available upon request		accessory		Certified for North American Standards

IP RATING

	protected against ingress of solid bodies greater than 12.5mm (finger)
	protected against ingress of solid bodies greater than 2.5mm protected against sprays of water up to 60 degrees from the vertical (rain)
	protected against ingress of solid bodies greater than 1mm (wire) no protection against the ingress of moisture
	protected against ingress of solid bodies greater than 1mm (wire) protected against sprays of water up to 60 degrees from the vertical (rain)
	protected against ingress of solid bodies greater than 1mm (wire) protected against water splashed from all directions
	protected against limited ingress of dust (wet rooms/covered outdoor areas) protected against water splashed from all directions
	protected against ingress of dust protected against jets of water
	protected against ingress of dust protected against powerful jets of water or heavy seas
	protected against ingress of dust protected against immersion of water between 15cm - 1m for 30 minutes
	protected against ingress of dust protected against immersion of water under pressure for long periods

IK RATING

	protected against 0.14 joules impact (equivalent to 0.25kg mass dropped from 56mm above the surface)
	protected against 0.2 joules impact (equivalent to 0.25kg mass dropped from 80mm above the surface)
	protected against 0.35 joules impact (equivalent to 0.25kg mass dropped from 140mm above the surface)
	protected against 0.5 joules impact (equivalent to 0.25kg mass dropped from 200mm above the surface)
	protected against 0.7 joules impact (equivalent to 0.25kg mass dropped from 280mm above the surface)
	protected against 1 joules impact (equivalent to 0.25kg mass dropped from 400mm above the surface)
	protected against 2 joules impact (equivalent to 0.5kg mass dropped from 400mm above the surface)
	protected against 5 joules impact (equivalent to 1.7kg mass dropped from 300mm above the surface)
	protected against 10 joules impact (equivalent to 5.0kg mass dropped from 200mm above the surface)
	protected against 20 joules impact (equivalent to 5.0kg mass dropped from 400mm above the surface)

PROJECT	
TYPE	
NOTES	
QUANTITY	
DATE	

SYSTEM SUMMARY

System

Type
Surface
Rated for Dry Locations Ceiling and Wall Mounted

Approval Status
CSA Certified to CSA and UL Standards

Emission
Refer to emission icon beside each light insert and symbol legend for descriptions

Efficiency
Acrylic Opal Diffuser (snap-in) lens 43%

Profile

Measurement
w 62mm (2 3/8") x ht. 75mm (2 15/16")

Housing
Anodized extruded aluminum profile available per meter and field-cuttable
Profiles have a maximum length of 3000mm (9' 10 1/8") and joined together with couplers to ensure uniform appearance and easy installation

Electrical

Connections
Luminaries are pre-wired with a factory installed branch circuit wiring and quick-release connectors
Through wiring is used to connect the luminaries

Power Feed
Located 2 inches from one end of the fixture, on top of the profile
If a different location is required, please specify
3 Wires - non-dimming or phase dimming
4 Wires - two circuits of non-dimming or phase dimming
5 Wires - 0-10V dimming or dali dimming

LED Driver
Integrated with inserts
Electronic Class 2 driver, Universal 120V/277V
Non-Dimming Driver, Phase Dimming Driver, and 0-10V Dimming Driver (10-100%)
Consult factory for driver cutsheet
If a different driver is required, please specify

Emergency Inverter Compatible
To be installed remotely, and provided by others
It can be located up to 250m away from the fixture

Emergency circuit wiring is available upon request (Isolated track with dedicated driver used for emergency circuit will connect to emergency battery pack - supplied by others)

General

Features
Whether text, symbols, or branding, IDENTITY allows the luminaire to be customized on request with adhesive film. Easily the best solution to be creative and make a space unique for branding, organizing, and motivation

The aluminum end covers are available in all 29 colors and can therefore be matched to the brand identity or room concept

Custom Requests and Additional Options
Availability depends on insert, system, and configuration
Must consult factory and allow up to 5 business days for an answer

Color temperature, Special CRI, RGB-W, tunable, individual sizes, ghost identity, light inserts with different outputs, light inserts on different circuits

Configuration
Consult factory for patterns or custom designs
Provide configuration drawings

*Shop drawings provided upon receiving purchase order

Warranty

ZANEEN provides a limited warranty from date of purchase to original purchaser

LED Inserts : 5 year tested for 50,000 hours at 70% lumen output (L70)
LED Driver : 5 year
Non-Electrical Components : 1 year

*Check boxes to complete specification order and submit to quotes@zaneen.com to receive a formal BOM and a finalized model number

*In a constant effort to supply the best product, we reserve the right to change specifications or materials without notice. The most recent specification sheets are found at zaneen.com

PROJECT	
TYPE	
NOTES	
QUANTITY	
DATE	

SYSTEM SUMMARY

Inserts

*Delivered lumens is the maximum possible; using most efficient diffuser

Linears

Finline
Wattage: 20.2W - 40.5W
Lumen: 2283lm - 4824lm
Color Temperature: 30K, 35K, 40K
Length: 1140mm (44 7/8") - 2270mm (89 3/8")

WIRING DIAGRAMS

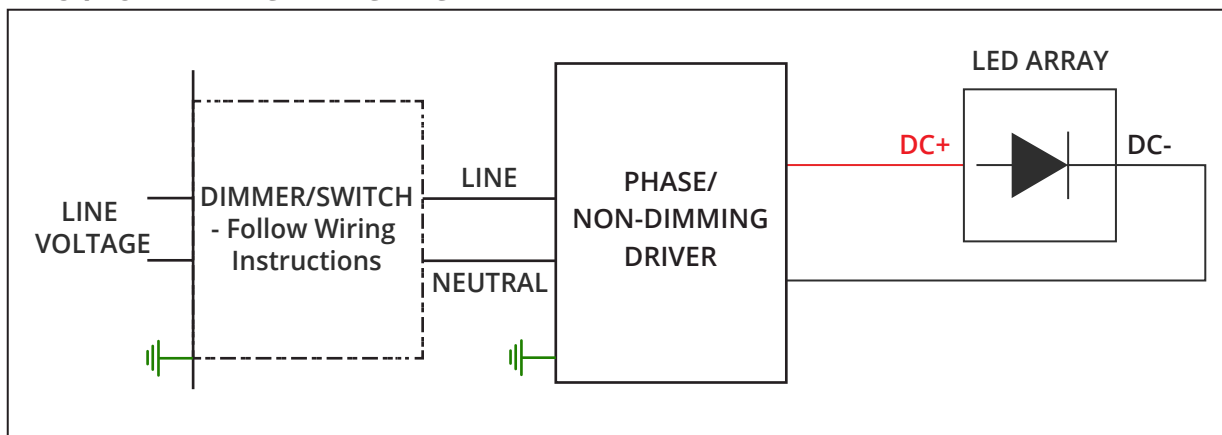
ALL ZANEEN FIXTURES ARE MANUFACTURED TO NORTH AMERICAN ELECTRICAL STANDARDS

Post Sales Support
HQ 1-800-388-3382 X 625 support@zaneen.com

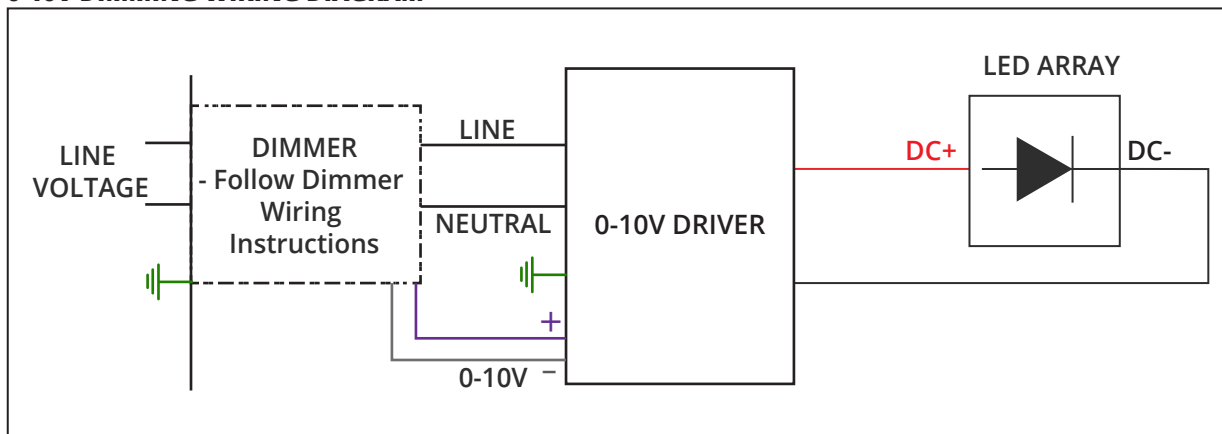
IMPORTANT:

- Do NOT connect directly to line voltage
- There is a minimum and maximum load per driver (See fixture and driver specifications).
- Fixture MUST be connected to LED driver, prior to turning power on

PHASE/NON-DIMMING WIRING DIAGRAM



0-10V DIMMING WIRING DIAGRAM





FINO SURFACE SYSTEM
SPECIFICATION SHEET

PROJECT	
TYPE	
NOTES	
QUANTITY	
DATE	

INSERT CUSTOM DRAWING HERE OR ATTACH WITH ADDITIONAL PAGES