

PROJECT _____

TYPE _____

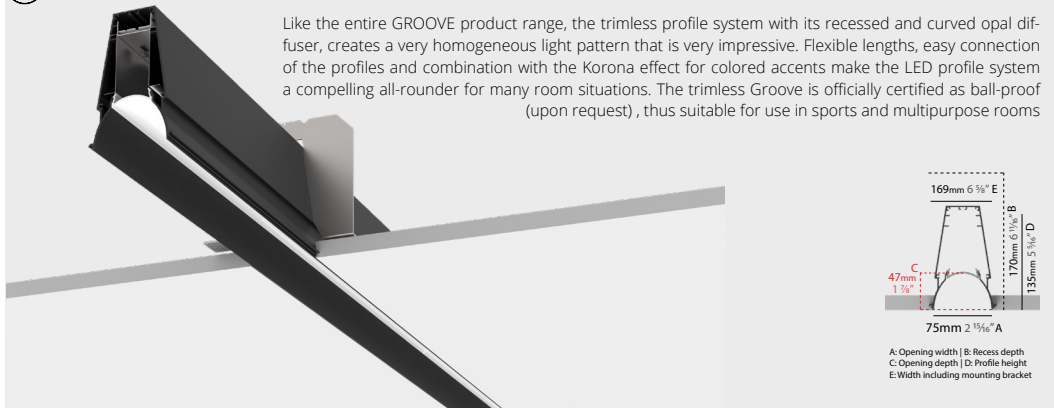
NOTES _____

QUANTITY _____

DATE _____

GROOVE TRIMLESS SYSTEM SPECIFICATION SHEET

ARCHITECTURAL



Like the entire GROOVE product range, the trimless profile system with its recessed and curved opal diffuser, creates a very homogeneous light pattern that is very impressive. Flexible lengths, easy connection of the profiles and combination with the Korona effect for colored accents make the LED profile system a compelling all-rounder for many room situations. The trimless Groove is officially certified as ball-proof (upon request), thus suitable for use in sports and multipurpose rooms



The recessed diffuser creates a spectacular KORONA effect when combined with the curved sides and rounded end caps of the profile - available in the 29 colors. Choice of both round or flat endcaps adds to the unique combinations available with the Groove

PROLICHT

UPON REQUEST

- Additional Options**
- Color Temperature
 - CRI 90
 - RGB-W / Tunable
 - Different Output
 - Individual Sizes
 - Ball-Proof



BUILDING GUIDE

Check boxes to complete specification order and submit to quotes@zaneen.com to receive a formal BOM and finalized model number
For specification purposes, build a unique model number with bold text [30K - DIR - OP - ...]


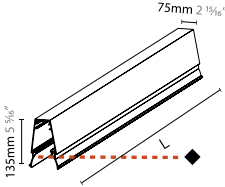



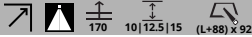

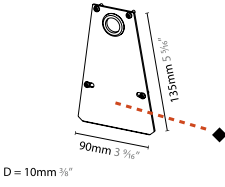
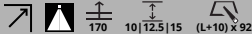

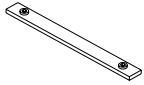


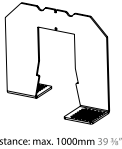
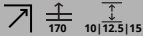
Quick Ship (QS) - Not Available

Build Code **L3GR-TRI-SYS-**

	Product	Color Temperature	Distribution	Diffuser	Length
PROFILE - SYSTEM	L3GR-TRI-SYS Trimless	30K 3000K	DIR Direct	FD Flat Opal	Alum Profile System length
		35K 3500K		CD Curved Opal	Specify in mm length
		40K 4000K			Specify in X'-X" qty
				PAT Pattern/Design Ambition (Consult Factory with Drawings) qty	


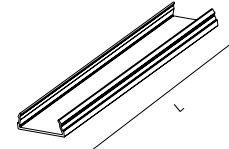

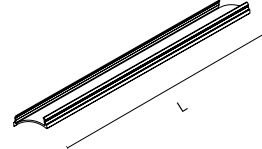

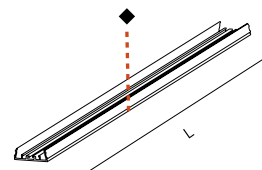

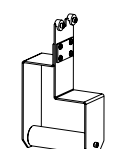
	Electrical	Input Voltage	Emergency	Ceiling Thickness
PROFILE - SYSTEM	DN Non-Dimming	UNV Universal 120V / 277V	EMCIR Emergency Circuit	10 10mm
	DP Phase Dimming			12 12.5mm
	DV 0-10 Dimming			15 15mm
	DD Dali Dimming (Upon Request)			

GROOVE TRIMLESS SYSTEM SPECIFICATION SHEET

Build Code L36600-		Dimension		Finish	qty
ALUMINUM PROFILE		mm			
 		W: 89 H: 135	per meter max 3000mm field-cuttable	◆ 01-29	
Build Code L39914-		Dimension		Finish	qty
ROUND END CAP		mm			
 		42 x 90 H: 135		◆ 01-29	
Build Code L39916-		Dimension		Finish	qty
FLAT END CAP		mm			
 		2 x 90 H: 135		◆ 01-29	
Build Code L3962900		Dimension			qty
LINEAR COUPLER		mm			
 		80 x 8 H: 2			
Build Code L39627-		Dimension		Ceiling Thickness	qty
MOUNTING FRAME BRACKET		mm			
 		68 x 169 H: 145	max distance 1000mm	↑ 10 10mm ↑ 12 12.5mm ↑ 15 15mm	




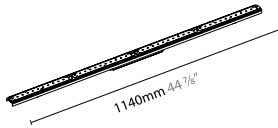



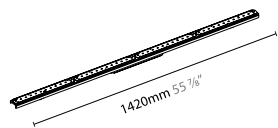



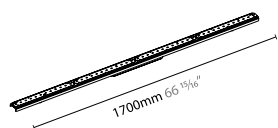



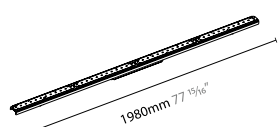



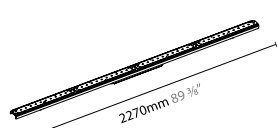
GROOVE TRIMLESS SYSTEM SPECIFICATION SHEET

PROJECT _____
 TYPE _____
 NOTES _____
 QUANTITY _____
 DATE _____

Build Code L3964300-		Dimension		qty	
↑ ▲		mm			
FLAT OPAL DIFFUSER			W: 42 H: 14	per meter max 3000mm field-cuttable	
Build Code L3993000-		Dimension		qty	
↑ ▲		mm			
CURVED OPAL			W: 42 H: 14	per meter max 3000mm field-cuttable	
Build Code L39931-		Dimension		Finish	qty
↑		mm			
CAP PROFILE			W: 42 H: 14	per meter max 3000mm field-cuttable	◆ 00-29
Build Code L3962800		Dimension		qty	
↗		mm			
FRAME ALIGNMENT KIT			92 x 112 H: 235		
		Max distance 1000mm 39 3/8"			

GROOVE TRIMLESS SYSTEM SPECIFICATION SHEET


PROJECT	_____
TYPE	_____
NOTES	_____
QUANTITY	_____
DATE	_____

Build Code L38524-									qty
GROOLINE			Wattage	Delivered Lumens	CRI	Dimming	Color Temperature	Diffuser	
				20.2 20.2W	1370 1370lm 1418 1418lm 1447 1447lm	80	DN Non-Dim DP Phase DV 0-10V	30K 3000K 35K 3500K 40K 4000K	FD Flat Opal CD Curved Opal
Build Code L38526-									qty
GROOLINE			Wattage	Delivered Lumens	CRI	Dimming	Color Temperature	Diffuser	
				25.3 25.3W	1712 1712lm 1773 1773lm 1809 1809lm	80	DN Non-Dim DP Phase DV 0-10V	30K 3000K 35K 3500K 40K 4000K	FD Flat Opal CD Curved Opal
Build Code L38528-									qty
GROOLINE			Wattage	Delivered Lumens	CRI	Dimming	Color Temperature	Diffuser	
				30.4 30.4W	2055 2055lm 2126 2126lm 2170 2170lm	80	DN Non-Dim DP Phase DV 0-10V	30K 3000K 35K 3500K 40K 4000K	FD Flat Opal CD Curved Opal
Build Code L38530-									qty
GROOLINE			Wattage	Delivered Lumens	CRI	Dimming	Color Temperature	Diffuser	
				35.4 35.4W	2397 2397lm 2481 2481lm 2532 2532lm	80	DN Non-Dim DP Phase DV 0-10V	30K 3000K 35K 3500K 40K 4000K	FD Flat Opal CD Curved Opal
Build Code L38532-									qty
GROOLINE			Wattage	Delivered Lumens	CRI	Dimming	Color Temperature	Diffuser	
				40.5 40.5W	2740 2740lm 2836 2836lm 2894 2894lm	80	DN Non-Dim DP Phase DV 0-10V	30K 3000K 35K 3500K 40K 4000K	FD Flat Opal CD Curved Opal

PROJECT _____
 TYPE _____
 NOTES _____
 QUANTITY _____
 DATE _____

FINISH COLORS 00-29

Anodized Aluminum - 01



Sparkling Silver - 01




Black Velvet - 02



Crystal White - 03



Creamy - 04



Hampton Bay - 05




Lagoon - 06



Urban Forest - 07



In the Army - 08



Rusty Angel - 09




Rusty Rush - 10



Milk and Chocolate - 11



Fade to Gray - 12



Mysterious Gray - 13



Twilight - 14



Lost Dream - 15



Purple Sky - 16



Fresh Oh - 17



Funky P. - 18



Kissing Aphrodite - 19




Poseidon's Paradise - 20



Blue Sky - 21



Spring Green - 22



Mellow Yellow - 23



Golden Heart - 24



Gun Metal - 25



Champagne Cream - 26



Copper Mine - 27



Ancient Bronze - 28



Jazz Gold - 29



Digital: Not all screens are calibrated the same, and therefore, colors will appear differently between screens.

Physical: When texture is involved, there will be variations in color, character and tone within a product series and between product families.

Gun Metal: No Gun Metal finish is alike. It combines a mixture of transparent and black color particles which ensures a highly individual effect and no luminaire being identical.

Champagne Cream, Copper Mine, Ancient Bronze + Jazz Gold: These finishes have slight fading from specific powder coating production. Each luminaire will slightly vary.

RAL Color Upon Request



LEGEND

	floor-mounted		pivotal		special LED (upon request) RGB, RGBW, tunable, gold+, meat+, art+, fashion+
	wall and ceiling: recessed and surface mounted		rotating		warm dim / natural dimming LED
	ceiling-mounted and wall-mounted		illuminate tilted		rechargeable battery powered
	wall-mounted		color of suspension cable		fixture with natural vivid LED (upon request)
	omni-directional light distribution		length of suspension cable		color rendering index
	direct light distribution		reflector degree selection		color temperature
	direct/indirect light distribution		super spot		lumen (luminous flux)
	indirect light distribution		lens		efficacy (lumens per watt)
	asymmetric light distribution		lens pack		Unified Glare Rating (UGR) range from 5-40
	aura light distribution		shine ring		marine grade (AISI 316 stainless steel)
	round wall or ceiling cut-out		integrated shine ring with diffuser		walk on
	square wall or ceiling cut-out		free individual colors 01-29		drive on
	the supplied jig specifies the cutout dimensions		individual colors: 00 (free of charge), 01-25 (extra charge)		Dark Sky Compliance
	minimum distance (meters) lamp - object		luminaire part to be colored (F1)		Americans with Disabilities Act (less than 4" off the wall located between 27"-84" from floor)
	recessed depth		luminaire part to be colored (F2)		lamp protected against explosion
	ceiling thickness in mm		luminaire part to be colored (F3)		blown glass using traditional methods by master glass blower
	ceiling thickness selection		luminaire part to be colored (F4)		acoustic material
	dimmable DP (phase), DV (0-10V), DD (dali), DS (step-dim)		luminaire part to be colored (F5)		protection class I, protection insulation
	included or excluded LED driver/transformer/control gear		color of 3-circuit adaptor		protection class II, protection insulation
	separately switchable		indirect diffuser		ETL Certified to UL and CSA Standards
	sensor		direct diffuser		UL Certified to UL and CSA Standards
	remote control		ball-proof (upon request)		CSA Certified to UL and CSA Standards
	available upon request		accessory		Certified for North American Standards

IP RATING

	protected against ingress of solid bodies greater than 12.5mm (finger)
	protected against ingress of solid bodies greater than 2.5mm protected against sprays of water up to 60 degrees from the vertical (rain)
	protected against ingress of solid bodies greater than 1mm (wire) no protection against the ingress of moisture
	protected against ingress of solid bodies greater than 1mm (wire) protected against sprays of water up to 60 degrees from the vertical (rain)
	protected against ingress of solid bodies greater than 1mm (wire) protected against water splashed from all directions
	protected against limited ingress of dust (wet rooms/covered outdoor areas) protected against water splashed from all directions
	protected against ingress of dust protected against jets of water
	protected against ingress of dust protected against powerful jets of water or heavy seas
	protected against ingress of dust protected against immersion of water between 15cm - 1m for 30 minutes
	protected against ingress of dust protected against immersion of water under pressure for long periods

IK RATING

	protected against 0.14 joules impact (equivalent to 0.25kg mass dropped from 56mm above the surface)
	protected against 0.2 joules impact (equivalent to 0.25kg mass dropped from 80mm above the surface)
	protected against 0.35 joules impact (equivalent to 0.25kg mass dropped from 140mm above the surface)
	protected against 0.5 joules impact (equivalent to 0.25kg mass dropped from 200mm above the surface)
	protected against 0.7 joules impact (equivalent to 0.25kg mass dropped from 280mm above the surface)
	protected against 1 joules impact (equivalent to 0.25kg mass dropped from 400mm above the surface)
	protected against 2 joules impact (equivalent to 0.5kg mass dropped from 400mm above the surface)
	protected against 5 joules impact (equivalent to 1.7kg mass dropped from 300mm above the surface)
	protected against 10 joules impact (equivalent to 5.0kg mass dropped from 200mm above the surface)
	protected against 20 joules impact (equivalent to 5.0kg mass dropped from 400mm above the surface)

PROJECT	_____
TYPE	_____
NOTES	_____
QUANTITY	_____
DATE	_____

SYSTEM SUMMARY

System

Type
Recessed (Non-IC type)
Rated for Dry Locations Ceiling and Wall Mounted

Approval Status
CSA Certified to CSA and UL Standards

Emission
Refer to emission icon beside each light insert and symbol legend for descriptions

Efficiency
Acrylic Opal Diffuser (snap-in) lens 43%

Profile

Measurement
w 75mm (2 15/16") x ht. 135mm (5 3/16")

Housing
Anodized extruded aluminum profile available per meter and field-cuttable
Profiles have a maximum length of 3000mm (9' 10 15/16") and joined together with couplers to ensure uniform appearance and easy installation

Cutout
w 92mm (3 5/8") x Profile Length + 10 mm (3/8") Flat End Cap or + 88 mm (3 3/16")
Round End Cap

Drywall Ceiling Thickness
Mounting brackets must be specified considering the ceiling thickness of 10mm (3/8"), 12.5mm (1/2"), 15mm (5/16")

Recessed Depth
h 170mm (6 11/16")

Electrical

Connections
Luminaries are pre-wired with a factory installed branch circuit wiring and quick-release connectors
Through wiring is used to connect the luminaries

Power Feed
Located in the center of the end cap - 22mm diameter hole
If a different location is required, please specify
3 Wires - non-dimming or phase dimming
4 Wires - two circuits of non-dimming or phase dimming
5 Wires - 0-10V dimming or dali dimming

LED Driver
Integrated with inserts
Electronic Class 2 driver, Universal 120V/277V
Non-Dimming Driver, Phase Dimming Driver, and 0-10V Dimming Driver (10-100%)
Consult factory for driver cutsheet
If a different driver is required, please specify

Emergency Inverter Compatible
To be installed remotely, and provided by others
It can be located up to 250m away from the fixture

Emergency circuit wiring is available upon request (Isolated track with dedicated driver used for emergency circuit will connect to emergency battery pack - supplied by others)

General

Features
The multiple feed-ins at different points allow for lines of unlimited length. The optimized arrangement of the LED boards provides seamless connections without any dark spots

In combination with a white base plate, the white internal reflector creates a perfect mixing chamber. This creates a homogeneous light pattern without individually visible LED dots

All LED-Boards are protected from electrostatic discharge (ESD) and direct contact with the LED by a highly transparent acrylic glass

The recessed diffuser creates a spectacular Korona effect when combined with the curved side and rounded end caps of the profile. The end caps, round or flat are available in the 29 color options

Custom Requests and Additional Options
Availability depends on insert, system, and configuration
Must consult factory and allow up to 5 business days for an answer

Color temperature, Special CRI, RGB-W, tunable, individual sizes, special diffuser, light inserts with different outputs, light inserts on different circuits

Configuration
Consult factory for patterns or custom designs
Provide configuration drawings

*Shop drawings provided upon receiving purchase order

Warranty

ZANEEN provides a limited warranty from date of purchase to original purchaser

LED Inserts : 5 year tested for 50,000 hours at 70% lumen output (L70)
LED Driver : 5 year
Non-Electrical Components : 1 year

*Check boxes to complete specification order and submit to quotes@zaneen.com to receive a formal BOM and a finalized model number

*In a constant effort to supply the best product, we reserve the right to change specifications or materials without notice. The most recent specification sheets are found at zaneen.com

PROJECT	_____
TYPE	_____
NOTES	_____
QUANTITY	_____
DATE	_____

SYSTEM SUMMARY

Inserts

*Delivered lumens is the maximum possible; using most efficient diffuser

Linears

Grooline

Wattage: 20.2W - 40.5W

Lumen: 1370lm - 2894lm

Color Temperature: 30K, 35K, 40K

Length: 1140mm (44 7/8") - 2270mm (89 3/8")

WIRING DIAGRAMS

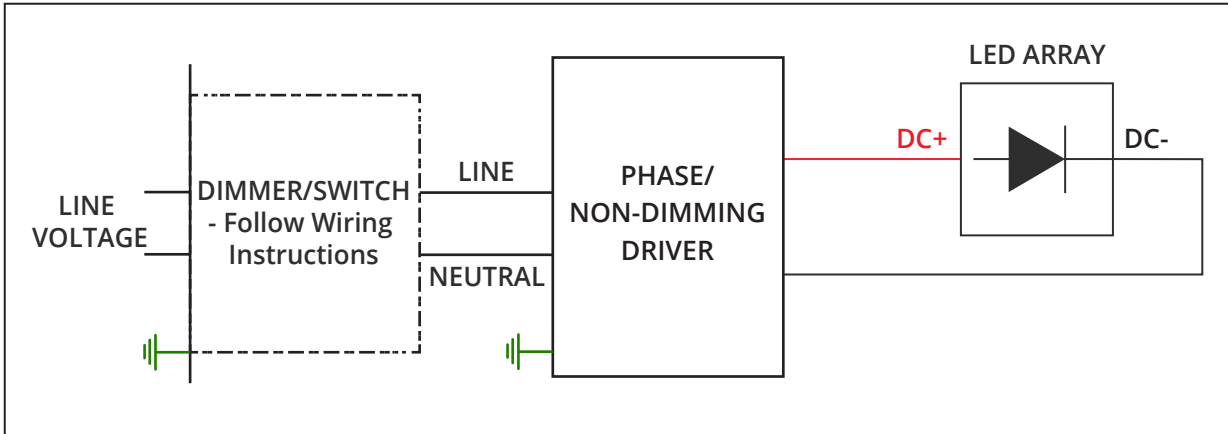
ALL ZANEEN FIXTURES ARE MANUFACTURED TO NORTH AMERICAN ELECTRICAL STANDARDS

Post Sales Support
HQ 1-800-388-3382 X 625 support@zaneen.com

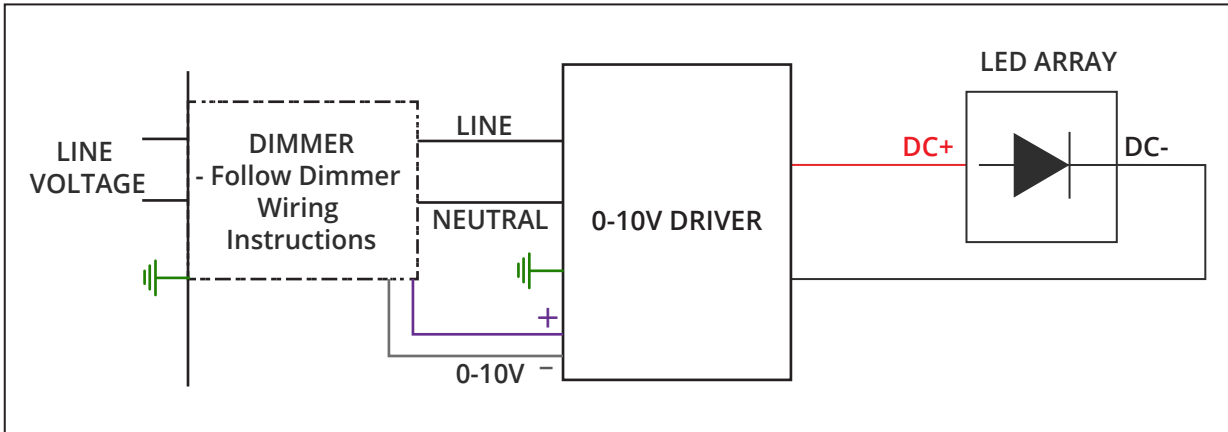
IMPORTANT:

- Do NOT connect directly to line voltage
- There is a minimum and maximum load per driver (See fixture and driver specifications).
- Fixture MUST be connected to LED driver, prior to turning power on

PHASE/NON-DIMMING WIRING DIAGRAM



0-10V DIMMING WIRING DIAGRAM



GROOVE TRIMLESS SYSTEM SPECIFICATION SHEET

PROJECT _____
TYPE _____
NOTES _____
QUANTITY _____
DATE _____

INSERT CUSTOM DRAWING HERE OR ATTACH WITH ADDITIONAL PAGES