


HAUL MODULAR SYSTEM SPECIFICATION SHEET

PROJECT	_____
TYPE	_____
NOTES	_____
QUANTITY	_____
DATE	_____



DESIGN | HAUL

HAUL is a suspended downlight that offers functionality and simplicity. The harmony of this lamp lies in the purity of an extruded steel cylinder with a shining focused light, ideal for a variety of applications. The system consists of a pendant lamp in two different size variants with the



flexibility to be clustered in groups. Available in two color finish options - matte white or matte black lacquer, Haul is an adaptable lighting collection for both residential and public spaces.

SYSTEM OVERVIEW



PROJECT _____
 TYPE _____
 NOTES _____
 QUANTITY _____
 DATE _____

SYSTEM GUIDE

To make your product selection and complete system specification, proceed with the following:
 review system options, create your system code in the field below and include your quantity.
 For the canopies/pendants, use the field beside each product name.
 Submit to quotes@zaneen.com to receive a formal BOM and finalized model numbers.



SYSTEM BUILD CODE: D9HAUL-MOD-SYS-120

qty

ELECTRICAL

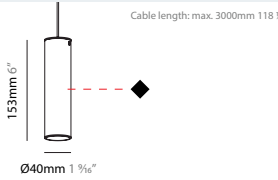


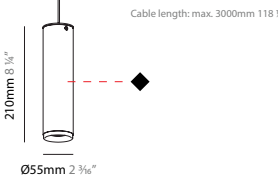


Voltage	Lamp Base
120V	120V Direct Line

CANOPY






































































MODULES

FOR 2 TO 6 LIGHTS	D99141	qty
	<p>Description</p> <p>Finished in black lacquer for 2, 3, 4, 5, up to 6 suspensions. Includes 6 hooks in polycarbonate injected for fix and suspending cables.</p>	
FOR 7 TO 12 LIGHTS	D99142	qty
	<p>Description</p> <p>Finished in black lacquer for 7, 8, 9, 10, 11, up to 12 suspensions. Includes 12 hooks in polycarbonate injected for fix and suspending cables.</p>	










PROJECT	_____
TYPE	_____
NOTES	_____
QUANTITY	_____
DATE	_____

HAUL		BUILD CODE EXAMPLE: D91251-MBQ	
PENDANT	HAUL Ø40	D91251-	qty
	Wattage: 5W	Finish	Delivered Lumen (lm)
		◆ _____ (2 colors - choose 3 letter code below) MBQ MWL   Matte Black Lacquer Matte White Lacquer	CRI: >90 Beam Angle: 35° 500
	HAUL Ø55	D91252-	qty
	Wattage: 7W	Finish	Delivered Lumen (lm)
		◆ _____ (2 colors - choose 3 letter code below) MBQ MWL   Matte Black Lacquer Matte White Lacquer	CRI: >90 Beam Angle: 35° 665











LEGEND

	floor-mounted		pivotal		special LED (upon request) RGB, RGBW, tunable, gold+, meat+, art+, fashion+
	wall and ceiling: recessed and surface mounted		rotating		warm dim / natural dimming LED
	ceiling-mounted and wall-mounted		illuminate tilted		rechargeable battery powered
	wall-mounted		color of suspension cable		fixture with natural vivid LED (upon request)
	omni-directional light distribution		length of suspension cable		color rendering index
	direct light distribution		reflector degree selection		color temperature
	direct/indirect light distribution		super spot		lumen (luminous flux)
	indirect light distribution		lens		efficacy (lumens per watt)
	asymmetric light distribution		lens pack		Unified Glare Rating (UGR) range from 5-40
	aura light distribution		shine ring		marine grade (AISI 316 stainless steel)
	round wall or ceiling cut-out		integrated shine ring with diffuser		walk on
	square wall or ceiling cut-out		free individual colors 01-29		drive on
	the supplied jig specifies the cutout dimensions		individual colors: 00 (free of charge), 01-25 (extra charge)		Dark Sky Compliance
	minimum distance (meters) lamp - object		luminaire part to be colored (F1)		Americans with Disabilities Act (less than 4" off the wall located between 27"-84" from floor)
	recessed depth		luminaire part to be colored (F2)		lamp protected against explosion
	ceiling thickness in mm		luminaire part to be colored (F3)		blown glass using traditional methods by master glass blower
	ceiling thickness selection		luminaire part to be colored (F4)		acoustic material
	dimnable DP (phase), DV (0-10V), DD (dali), DS (step-dim)		luminaire part to be colored (F5)		protection class I, protection insulation
	included or excluded LED driver/transformer/control gear		color of 3-circuit adaptor		protection class II, protection insulation
	separately switchable		indirect diffuser		ETL Certified to UL and CSA Standards
	sensor		direct diffuser		UL Certified to UL and CSA Standards
	remote control		ball-proof (upon request)		CSA Certified to UL and CSA Standards
	available upon request		accessory		Certified for North American Standards

IP RATING

	protected against ingress of solid bodies greater than 12.5mm (finger)
	protected against ingress of solid bodies greater than 2.5mm protected against sprays of water up to 60 degrees from the vertical (rain)
	protected against ingress of solid bodies greater than 1mm (wire) no protection against the ingress of moisture
	protected against ingress of solid bodies greater than 1mm (wire) protected against water splashed from all directions
	protected against limited ingress of dust (wet rooms/covered outdoor areas) protected against water splashed from all directions
	protected against ingress of dust protected against jets of water
	protected against ingress of dust protected against powerful jets of water or heavy seas
	protected against ingress of dust protected against immersion of water between 15cm - 1m for 30 minutes
	protected against ingress of dust protected against immersion of water under pressure for long periods

IK RATING

	protected against 0.14 joules impact (equivalent to 0.25kg mass dropped from 56mm above the surface)
	protected against 0.2 joules impact (equivalent to 0.25kg mass dropped from 80mm above the surface)
	protected against 0.35 joules impact (equivalent to 0.25kg mass dropped from 140mm above the surface)
	protected against 0.5 joules impact (equivalent to 0.25kg mass dropped from 200mm above the surface)
	protected against 0.7 joules impact (equivalent to 0.25kg mass dropped from 280mm above the surface)
	protected against 1 joules impact (equivalent to 0.25kg mass dropped from 400mm above the surface)
	protected against 2 joules impact (equivalent to 0.5kg mass dropped from 400mm above the surface)
	protected against 5 joules impact (equivalent to 1.7kg mass dropped from 300mm above the surface)
	protected against 10 joules impact (equivalent to 5.0kg mass dropped from 200mm above the surface)
	protected against 20 joules impact (equivalent to 5.0kg mass dropped from 400mm above the surface)

HAUL MODULAR SYSTEM SPECIFICATION SHEET

PROJECT _____
TYPE _____
NOTES _____
QUANTITY _____
DATE _____

Insert custom drawing here or attach with additional pages

