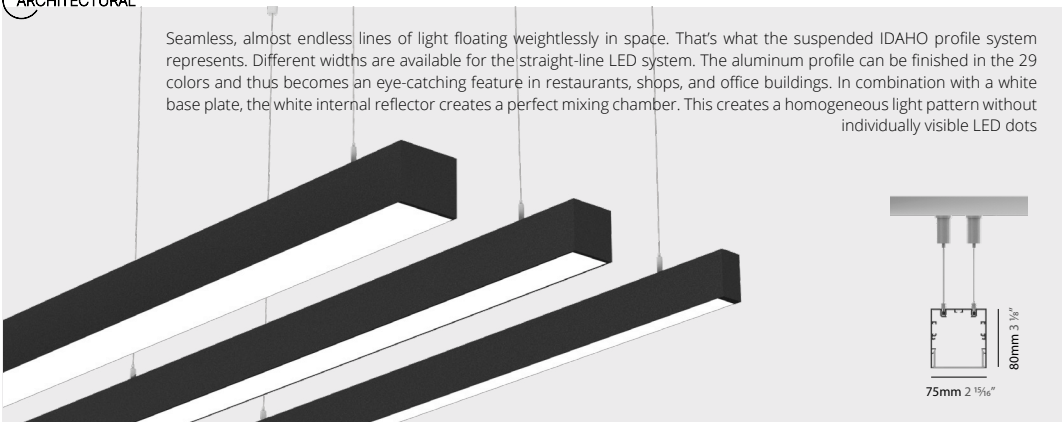



IDAHO 75 SUSPENSION SYSTEM

SPECIFICATION SHEET

ARCHITECTURAL



Seamless, almost endless lines of light floating weightlessly in space. That's what the suspended IDAHO profile system represents. Different widths are available for the straight-line LED system. The aluminum profile can be finished in the 29 colors and thus becomes an eye-catching feature in restaurants, shops, and office buildings. In combination with a white base plate, the white internal reflector creates a perfect mixing chamber. This creates a homogeneous light pattern without individually visible LED dots




In addition to the opal and prismatic diffusers, powerful downlights partially with KORONA CONE can be integrated into the profile. This enables zoning to be achieved without additional openings in the ceiling

PROLICHT

UPON REQUEST

Additional Options

- Color Temperature
- Special CRI
- RGB-W / Tunable
- Different Output
- Individual Sizes
- Special Diffusers



BUILDING GUIDE

Check boxes to complete specification order and submit to quotes@zaneen.com to receive a formal BOM and finalized model number
For specification purposes, build a unique model number with bold text [30K - DIR - OP - ...]

Quick Ship (QS) - Limited Quantity

Build Code L3ID75-SUS-SYS-					
Product	Color Temperature	Distribution	Diffuser	Cable	Length
L3ID75-SUS-SYS Suspension	27K 2700K	DIR Direct	OP Opal	2M 2000mm	Alum Profile System length Specify in mm length Specify in X'-X" qty
	30K 3000K			6M 6000mm	
	35K 3500K			XM Custom (Upon Request)	
	40K 4000K				
					PAT Pattern/Design Ambition (Consult Factory with Drawings) qty

Electrical	Input Voltage	Emergency	Finish	
DN Non-Dimming	UNV Universal 120V / 277V	EMCIR Emergency Circuit	Profile ◆ 00-29	Power Feed ◆ 01-29
DP Phase Dimming			End Cap ◆ 00-29	Invader Korona ◆ 01-29
DV 0-10 Dimming			Cap Profile ◆ 00-29	
DD Dali Dimming (Upon Request)			Suspension Cable ◆ 01-29	

refer to color chart
refer to inserts to build code
RAL color # (upon request)

IDAHO 75 SUSPENSION SYSTEM SPECIFICATION SHEET

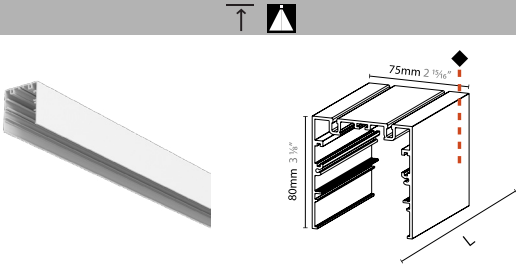
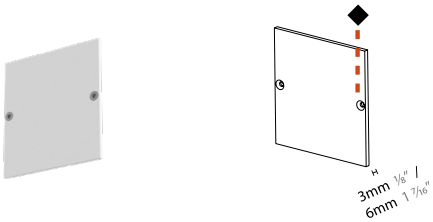
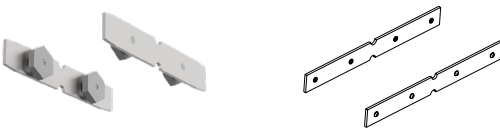


PROJECT _____

TYPE _____

NOTES _____

QUANTITY _____

DATE _____

ALUMINUM PROFILE	Build Code L30505- qty				
		mm	Dimension	Finish	
		W: 76 H: 80	per meter max 3000mm field-cutttable	◆ 00-29	
END CAP	Build Code L38000_- qty				
		mm	Dimension	Build Code Addition	Finish
		80 x 75 H: 3		0 7	◆ 00-29
		80 x 75 H: 6		0 8	
LINEAR COUPLER	Build Code L3831100 qty				
		mm	Dimension		
		117 x 2 H: 16	1 Pair		
CORNER COUPLER 90°	Build Code L3831200 qty				
		mm	Dimension		
		52 x 52 H: 16	1 Pair		
45°-180° CORNER COUPLER	Build Code L3831300 qty				
		mm	Dimension		
		117 x 52 H: 16	1 Pair		

IDAHO 75 SUSPENSION SYSTEM SPECIFICATION SHEET

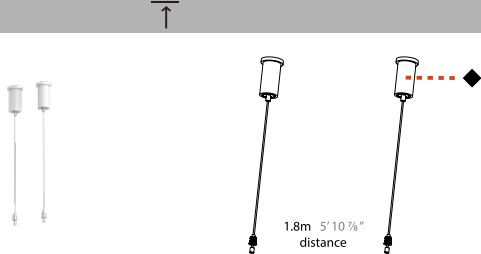
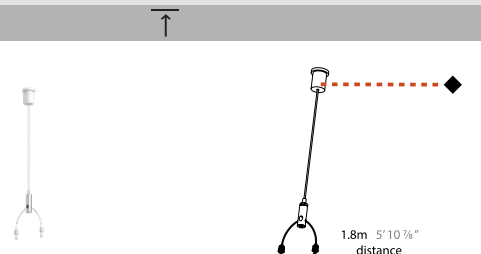

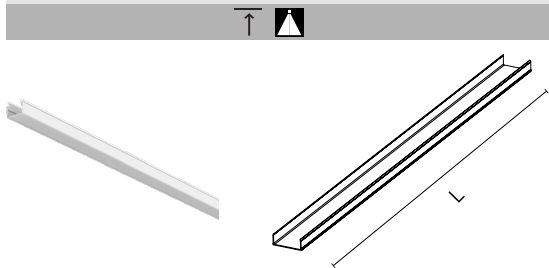
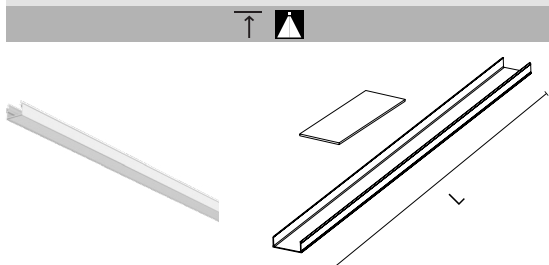
PROJECT _____

TYPE _____

NOTES _____

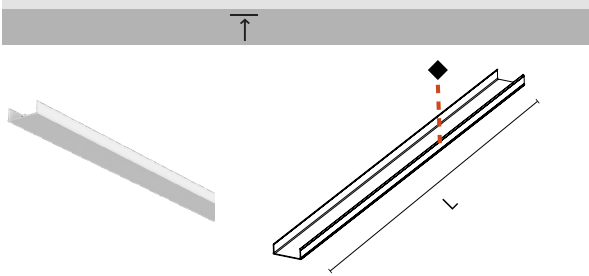
QUANTITY _____

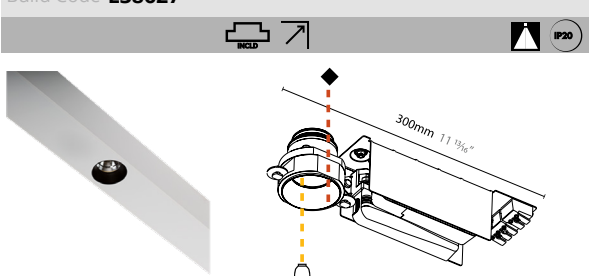
DATE _____

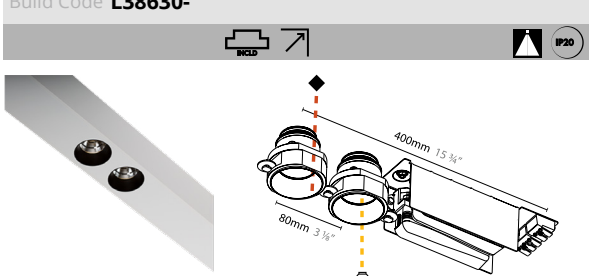
SUSPENSION CABLE	Build Code L3906 _ -				qty		
			Dimension mm	mm ²	Build Code Addition	Finish	Suspension
			Ø20 L: 2000	1 Pair quick release fastener	6 6	◆ 01-29	200 ↓ 2000mm
			Ø20 L: 6000		6 4		600 ↓ 6000mm
							XM ↓ Custom
Y-SUSPENSION CABLE	Build Code L390 _ -				qty		
			Dimension mm	mm ²	Build Code Addition	Finish	Suspension
			Ø20 L: 2000	quick release fastener	0 7 7	◆ 01-29	200 ↓ 2000mm
			Ø20 L: 6000		0 6 5		600 ↓ 6000mm
							XM ↓ Custom
POWER FEED	Build Code L3901 _ -				qty		
			Dimension mm	mm ²	Build Code Addition	Finish	Suspension
			Ø114 H: 32 L: 2000	3 x 0.75 5 x 0.75 4 x 0.75	1 3 1 4 1 5	◆ 01-29	200 ↓ 2000mm
			Ø114 H: 32 L: 6000	3 x 0.75 5 x 0.75 4 x 0.75	1 6 1 7 1 8		600 ↓ 6000mm
							XM ↓ Custom
OPAL DIFFUSER	Build Code L3906700-				qty		
			Dimension mm				
			W: 68 H:25	per meter max 3000mm field-cuttable			
MICROPRISM DIFFUSER	Build Code L3907200-				qty		
			Dimension mm				
			W: 68 H:25	per meter max 3000mm field-cuttable			

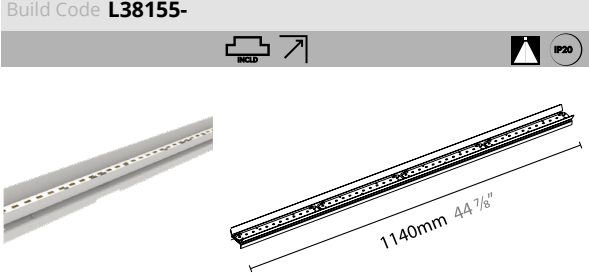
IDAHO 75 SUSPENSION SYSTEM SPECIFICATION SHEET

PROJECT	
TYPE	
NOTES	
QUANTITY	
DATE	

CAP PROFILE	Build Code L39458-										qty
			Dimension mm	per meter	Finish						
			W: 68 H:25	per meter max 3000mm field-cutable	◆ 00-29						

INVADER	Build Code L38627-										qty
			Wattage	Delivered Lumens	CRI	Dimming	Color Temperature	Finish	Reflector		
			9.8 9.8W	668 668lm 693 693lm 729 729lm 744 744lm	90	DN Non-Dim DP Phase DV 0-10V	27K 2700K 30K 3000K 35K 3500K 40K 4000K	◆ 01-29	20 △ 20° 40 △ 40° 60 △ 60°		

INVADER DOUBLE	Build Code L38630-										qty
			Wattage	Delivered Lumens	CRI	Dimming	Color Temperature	Finish	Reflector		
			19.6 19.6W	1336 1336lm 1387 1387lm 1457 1457lm 1487 1487lm	90	DN Non-Dim DP Phase DV 0-10V	27K 2700K 30K 3000K 35K 3500K 40K 4000K	◆ 01-29	20 △ 20° 40 △ 40° 60 △ 60°		

IDALINE 75	Build Code L38155-										qty
			Wattage	Delivered Lumens	CRI	Dimming	Color Temperature	Diffuser			
			20 20.2W	1891 1891lm 1958 1958lm 1998 1998lm	80	DN Non-Dim DP Phase DV 0-10V	30K 3000K 35K 3500K 40K 4000K	OP Opal MP Microprism			

IDAHO 75 SUSPENSION SYSTEM

SPECIFICATION SHEET

PROJECT _____





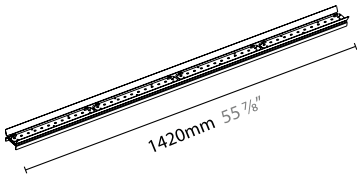
TYPE _____

NOTES _____




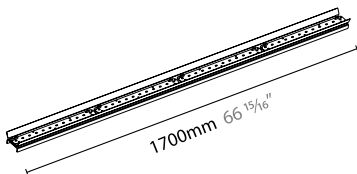
QUANTITY _____

DATE _____






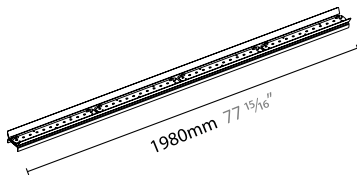
IDALINE 75

Build Code L38157-								qty	
 			Wattage	Delivered Lumens	CRI	Dimming	Color Temperature	Diffuser	
			25 25.3W	2364 2364lm 2448 2448lm 2498 2498lm	80	DN Non-Dim DP Phase DV 0-10V	30K 3000K 35K 3500K 40K 4000K	OP Opal MP Microprism	




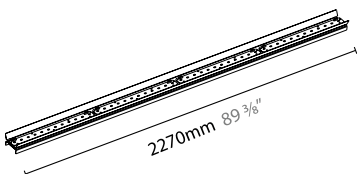
IDALINE 75

Build Code L38159-							qty		
			Wattage	Delivered Lumens	CRI	Dimming	Color Temperature	Diffuser	
			30 30.4W	2837 2837lm 2937 2937lm 2997 2997lm	80	DN Non-Dim DP Phase DV 0-10V	30K 3000K 35K 3500K 40K 4000K	OP Opal MP Microprism	

IDALINE 75

Build Code L38161-							qty		
 		 	Wattage	Delivered Lumens	CRI	Dimming	Color Temperature	Diffuser	
			35 35.4W	3310 3310lm	80	DN Non-Dim	30K 3000K	OP Opal MP Microprism	
			3426 3426lm	DP Phase		35K 3500K			
			3496 3496lm	DV 0-10V		40K 4000K			

IDALINE 75

Build Code L38163-							qty		
			Wattage	Delivered Lumens	CRI	Dimming	Color Temperature	Diffuser	
			40 40.5W	3783 3783lm 3916 3916lm 3996 3996lm	80	DN Non-Dim DP Phase DV 0-10V	30K 3000K 35K 3500K 40K 4000K	OP Opal MP Microprism	


IDAHO 75 SUSPENSION SYSTEM

SPECIFICATION SHEET


PROJECT	_____
TYPE	_____
NOTES	_____
QUANTITY	_____
DATE	_____

FINISH COLORS 00-29


Anodized Aluminum - 01



Sparkling Silver - 01



Black Velvet - 02



Crystal White - 03



Creamy - 04



Hampton Bay - 05




Lagoon - 06



Urban Forest - 07



In the Army - 08



Rusty Angel - 09




Rusty Rush - 10




Milk and Chocolate - 11




Fade to Gray - 12




Mysterious Gray - 13



Twilight - 14




Lost Dream - 15



Purple Sky - 16




Fresh Oh - 17




Funky P. - 18




Kissing Aphrodite - 19




Poseidon's Paradise - 20




Blue Sky - 21



Spring Green - 22



Mellow Yellow - 23




Golden Heart - 24



Gun Metal - 25



Champagne Cream - 26




Copper Mine - 27



Ancient Bronze - 28



Jazz Gold - 29



Digital: Not all screens are calibrated the same, and therefore, colors will appear differently between screens.

Physical: When texture is involved, there will be variations in color, character and tone within a product series and between product families.

Gun Metal: No Gun Metal finish is alike. It combines a mixture of transparent and black color particles which ensures a highly individual effect and no luminaire being identical.

Champagne Cream, Copper Mine, Ancient Bronze + Jazz Gold: These finishes have slight fading from specific powder coating production. Each luminaire will slightly vary.

RAL Color Upon Request



IDAHO 75 SUSPENSION SYSTEM

SPECIFICATION SHEET

PROJECT
TYPE
NOTES
QUANTITY
DATE

LEGEND

	floor-mounted		pivotal		special LED (upon request) RGB, RGBW, tunable, gold+, meat+, art+, fashion+
	wall and ceiling: recessed and surface mounted		rotating		warm dim / natural dimming LED
	ceiling-mounted and wall-mounted		illuminate tilted		rechargeable battery powered
	wall-mounted		color of suspension cable		fixture with natural vivid LED (upon request)
	omni-directional light distribution		length of suspension cable		color rendering index
	direct light distribution		reflector degree selection		color temperature
	direct/indirect light distribution		super spot		lumen (luminous flux)
	indirect light distribution		lens		efficacy (lumens per watt)
	asymmetric light distribution		lens pack		Unified Glare Rating (UGR) range from 5-40
	aura light distribution		shine ring		marine grade (AISI 316 stainless steel)
	round wall or ceiling cut-out		integrated shine ring with diffuser		walk on
	square wall or ceiling cut-out		free individual colors 01-29		drive on
	the supplied jig specifies the cutout dimensions		individual colors: 00 (free of charge), 01-25 (extra charge)		Dark Sky Compliance
	minimum distance (meters) lamp - object		luminaire part to be colored (F1)		Americans with Disabilities Act (less than 4" off the wall located between 27"-84" from floor)
	recessed depth		luminaire part to be colored (F2)		lamp protected against explosion
	ceiling thickness in mm		luminaire part to be colored (F3)		blown glass using traditional methods by master glass blower
	ceiling thickness selection		luminaire part to be colored (F4)		acoustic material
	dimmmable DP (phase), DV (0-10V), DD (dali), DS (step-dim)		luminaire part to be colored (F5)		protection class I, protection insulation
	included or excluded LED driver/transformer/control gear		color of 3-circuit adaptor		protection class II, protection insulation
	separately switchable		indirect diffuser		ETL Certified to UL and CSA Standards
	sensor		direct diffuser		UL Certified to UL and CSA Standards
	remote control		ball-proof (upon request)		CSA Certified to UL and CSA Standards
	available upon request		accessory		Certified for North American Standards

IP RATING

	protected against ingress of solid bodies greater than 12.5mm (finger)
	protected against ingress of solid bodies greater than 2.5mm protected against sprays of water up to 60 degrees from the vertical (rain)
	protected against ingress of solid bodies greater than 1mm (wire) no protection against the ingress of moisture
	protected against ingress of solid bodies greater than 1mm (wire) protected against sprays of water up to 60 degrees from the vertical (rain)
	protected against ingress of solid bodies greater than 1mm (wire) protected against water splashed from all directions
	protected against limited ingress of dust (wet rooms/covered outdoor areas) protected against water splashed from all directions
	protected against ingress of dust protected against jets of water
	protected against ingress of dust protected against powerful jets of water or heavy seas
	protected against ingress of dust protected against immersion of water between 15cm - 1m for 30 minutes
	protected against ingress of dust protected against immersion of water under pressure for long periods

IK RATING

	protected against 0.14 joules impact (equivalent to 0.25kg mass dropped from 56mm above the surface)
	protected against 0.2 joules impact (equivalent to 0.25kg mass dropped from 80mm above the surface)
	protected against 0.35 joules impact (equivalent to 0.25kg mass dropped from 140mm above the surface)
	protected against 0.5 joules impact (equivalent to 0.25kg mass dropped from 200mm above the surface)
	protected against 0.7 joules impact (equivalent to 0.25kg mass dropped from 280mm above the surface)
	protected against 1 joules impact (equivalent to 0.25kg mass dropped from 400mm above the surface)
	protected against 2 joules impact (equivalent to 0.5kg mass dropped from 400mm above the surface)
	protected against 5 joules impact (equivalent to 1.7kg mass dropped from 300mm above the surface)
	protected against 10 joules impact (equivalent to 5.0kg mass dropped from 200mm above the surface)
	protected against 20 joules impact (equivalent to 5.0kg mass dropped from 400mm above the surface)

IDAHO 75 SUSPENSION SYSTEM

SPECIFICATION SHEET

PROJECT	
TYPE	
NOTES	
QUANTITY	
DATE	

SYSTEM SUMMARY

System

Type
Suspension
Rated for Dry Locations Ceiling Mounted

Approval Status
CSA Certified to CSA and UL Standards

Emission
Refer to emission icon beside each light insert and symbol legend for descriptions

Efficiency
Acrylic Opal Diffuser (snap-in) lens 43%
Micro-prismatic Diffuser (snap-in) lens 53%

Profile

Measurement
w 75mm (2 15/16") x ht. 80mm (3 1/8")

Housing
Anodized extruded aluminum profile available per meter and field-cutttable
Profiles have a maximum length of 3000mm (9' 10 15/16") and joined together with couplers to ensure uniform appearance and easy installation

Suspension Lengths
Standard lengths include 2000mm and 6000mm
Any custom length must be pre-cut on site
Maximum custom length available is 10000mm

Electrical

Connections
Luminaries are pre-wired with a factory installed branch circuit wiring and quick-release connectors
Through wiring is used to connect the luminaries

Power Feed
Located 2 inches from one end of the fixture, on top of the profile
If a different location is required, please specify
3 Wires - non-dimming or phase dimming
4 Wires - two circuits of non-dimming or phase dimming
5 Wires - 0-10V dimming or dali dimming

LED Driver
Integrated with inserts
Electronic Class 2 driver, Universal 120V/277V
Non-Dimming Driver, Phase Dimming Driver, and 0-10V Dimming Driver (10-100%)
Consult factory for driver cutsheet
If a different driver is required, please specify

Emergency Inverter Compatible
To be installed remotely, and provided by others
It can be located up to 250m away from the fixture

Emergency circuit wiring is available upon request (Isolated track with dedicated driver used for emergency circuit will connect to emergency battery pack - supplied by others)

General

Features
The multiple feed-ins at different points allow for lines of unlimited length. The optimized arrangement of the LED boards provides seamless connections without any dark spots

In addition to the opal and prismatic diffusers, powerful downlights partially with KORONA CONE can be integrated into the profile. This enables zoning to be achieved without additional openings in the ceiling

All LED-Boards are protected from electrostatic discharge (ESD) and direct contact with the LED by a highly transparent acrylic glass

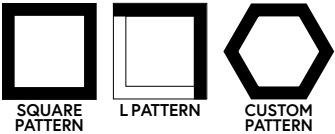
End-caps, cap profile, power feed, and suspension cables can be specified with a different color option to the profile to create unique combinations

Custom Requests and Additional Options
Availability depends on insert, system, and configuration
Must consult factory and allow up to 5 business days for an answer

Color temperature, Special CRI, RGB-W, tunable, individual sizes, special diffuser, light inserts with different outputs, light inserts on different circuits, miter cuts, indirect light

Invader spot integrated into opal diffuser available; depending on size and length

Configuration
Consult factory for patterns or custom designs
Provide configuration drawings



*Shop drawings provided upon receiving purchase order

Warranty

ZANEEN provides a limited warranty from date of purchase to original purchaser

LED Inserts : 5 year tested for 50,000 hours at 70% lumen output (L70)
LED Driver : 5 year
Non-Electrical Components : 1 year

*Check boxes to complete specification order and submit to quotes@zaneen.com to receive a formal BOM and a finalized model number

*In a constant effort to supply the best product, we reserve the right to change specifications or materials without notice. The most recent specification sheets are found at zaneen.com

IDAHO 75 SUSPENSION SYSTEM

SPECIFICATION SHEET

PROJECT	
TYPE	
NOTES	
QUANTITY	
DATE	

SYSTEM SUMMARY

Inserts

*Delivered lumens is the maximum possible; using most efficient diffuser

Linears

Idaline 75
Wattage: 20.2W - 40.5W
Lumen: 1891lm - 3996lm
Color Temperature: 30K, 35K, 40K
Length: 1140mm (44 7/8") - 2270mm (89 3/8")

Spots

Invader
Wattage: 9.8W - 19.6W
Lumen: 668lm - 1487lm
Color Temperature: 27K, 30K, 35K, 40K
Reflector Option: 20°, 40°, 60°
Korona Available in 29 colors

WIRING DIAGRAMS

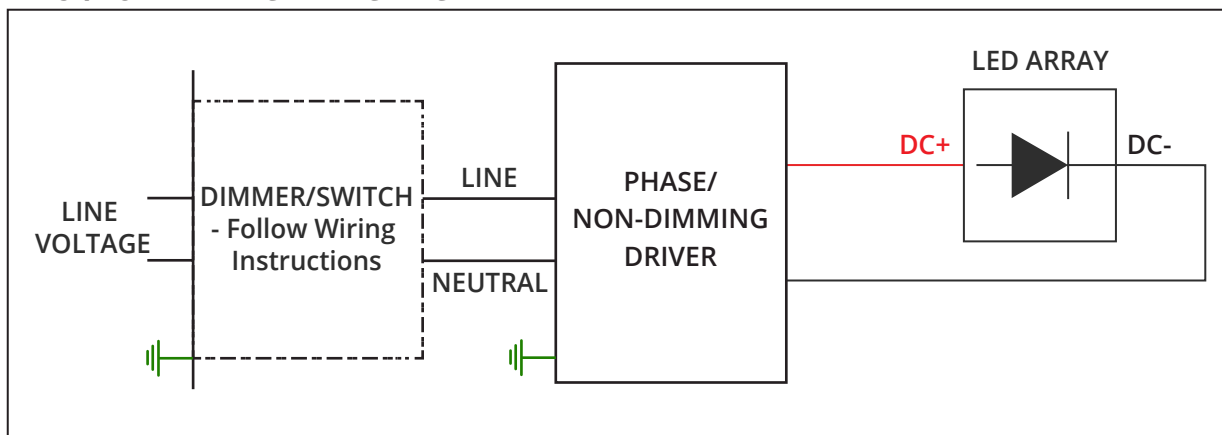
ALL ZANEEN FIXTURES ARE MANUFACTURED TO NORTH AMERICAN ELECTRICAL STANDARDS

Post Sales Support
HQ 1-800-388-3382 X 625 support@zaneen.com

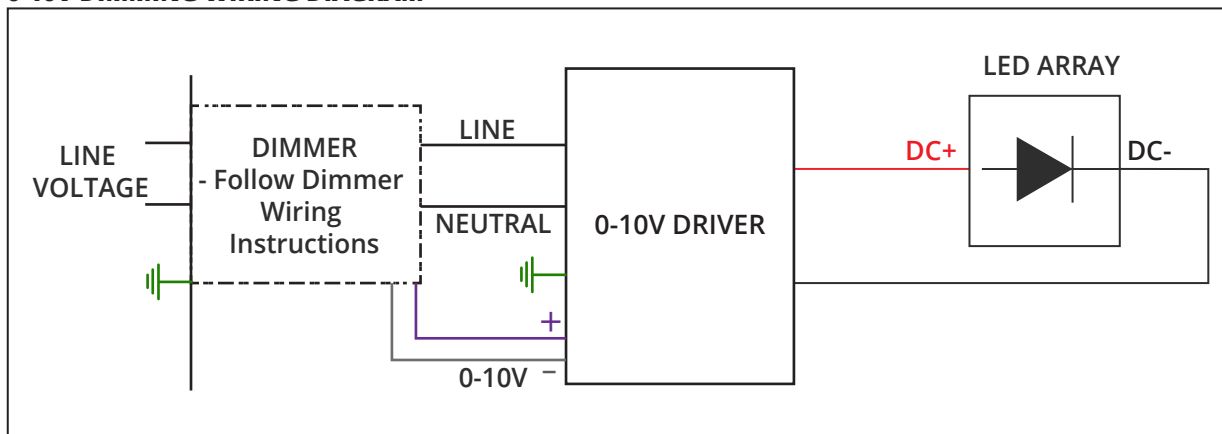
IMPORTANT:

- Do NOT connect directly to line voltage
- There is a minimum and maximum load per driver (See fixture and driver specifications).
- Fixture MUST be connected to LED driver, prior to turning power on

PHASE/NON-DIMMING WIRING DIAGRAM



0-10V DIMMING WIRING DIAGRAM





IDAHO 75 SUSPENSION SYSTEM
SPECIFICATION SHEET

PROJECT	
TYPE	
NOTES	
QUANTITY	
DATE	

INSERT CUSTOM DRAWING HERE OR ATTACH WITH ADDITIONAL PAGES