NANO ROLL OVER RECESSED

INSTALLATION GUIDE

ZANEEN®

IP65

Istruzioni di montaggio
Installation Guide
Instructions de montage
Montageanleitung
Instrucciones de montaje

In a constant effort to supply the best product, we reserve the right to change specifications or materials without notice. The most recent specification sheets are found at zaneen.com

ZANEEN®

IP 65

(I) Sicurezza e avvertenze per l'installazione:

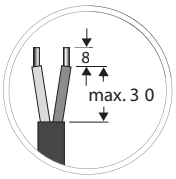

- L'installazione e la messa in funzione devono essere eseguite esclusivamente da personale qualificato.
- Eseguire lavori agli apparecchi esclusivamente a tensione nulla.
- Effettuare il collegamento alla rete seguendo le normative d'installazione vigenti.
- Non rimuovere il cavo di alimentazione.
- Il cavo flessibile esterno di questo apparecchio non può essere sostituito; se il cavo è danneggiato, l'apparecchio deve essere distrutto.
- La connessione alla rete deve essere con morsetti a vite certificati, 120V, 3 x 2,5 mm², 3 x 1,5 mm², 2 x 2,5 mm² o 2x1,5mm², in scatola di derivazione con grado di protezione IP 68.
- Utilizzare l'apparecchio solo con vetro completo.

(GB) Safety and warnings for installation:

- Installation and start-up must be carried out by qualified personnel only.
- Carry out operations on device only with device disconnected from power supply.
- Connect to mains following the installation regulations in force.
- Do not remove power cable.
- The external flexible cable of this device cannot be replaced; if damaged, the device must be destroyed.
- Connection to the mains must be performed with certified screw connectors, 120V, 3 x 2.5 mm², 3 x 1.5 mm², 2 x 2.5 mm² or 2 x 1.5 mm², in branch box with protection level IP 68.
- Use the device only with a complete glass.

(F) Sécurité et avertissements pour l'installation:

- L'installation et la mise en service doivent être effectuées uniquement par un personnel qualifié.
- Travailler toujours sur les appareils hors tension.
- Le câblage au réseau doit être réalisé dans le respect des réglementations en vigueur en matière d'installation.
- Ne pas enlever le câble d'alimentation.
- Le câble flexible extérieur de cet appareil ne peut pas être remplacé ; si ce câble est endommagé, l'appareil doit être remplacé.
- Le câble au réseau doit être réalisé par des bornes à vis certifiées, , 3 x 2,5 mm², 3 x 1,5 mm², 2 x 2,5 mm² ou 2 x 1,5 mm², dans une boîte de dérivation à degré de protection IP 68.
- N'utiliser l'appareil qu'avec le disque complet.

(D) Sicherheits- und Installationshinweise:

- Die Montage und der elektrische Anschluss dürfen nur von entsprechend qualifizierten Fachkräften durchgeführt werden.
- Arbeiten an der Leuchte dürfen nur im spannungsfreien Zustand durchgeführt werden.
- Netzanschluss entsprechend den Anforderungen der Errichtungsbestimmungen durchführen.
- Die Netzzuleitung darf nicht entfernt werden.
- Die werksseitig vormontierte Netz-Zuleitung kann im Falle von Beschädigung nicht bauseitig ersetzt werden. Die Netz-Zuleitung muss für die Verlegung im Erdreich zugelassen sein.
- Es sind zertifizierte Schraubklemmen 120V, 3 x 2,5 mm², 3 x 1,5 mm² oder 2 x 1,5 mm² und Abschluss- bzw. Abzweigdosen der Schutzart IP 68 zu verwenden.
- Leuchte nur mit unbeschädigter Scheibe betreiben.

(E) Seguridad y advertencias para la instalación:

- La instalación y el funcionamiento deben realizarse exclusivamente por parte de personal cualificado.
- Bajo ningún concepto se podrá trabajar sobre aparatos que no estén sin tensión.
- La conexión a la red debe realizarse de acuerdo con las normas de instalación vigentes.
- No quitar el cable de alimentación del aparato.
- El cable flexible exterior de este aparato no se puede cambiar; si el cable resultara dañado, habrá que reemplazar todo el aparato.
- La conexión a la red debe hacer con bornes de tornillo certificados, 120V, 3 x 2,5 mm², 3 x 1 ,5 mm², 2 x 2,5 mm² o 2 x 1,5 mm², en caja de derivación con grado de protección IP 68.
- Utilizar el aparato sólo con vidrio completo.

In a constant effort to supply the best product, we reserve the right to change specifications or materials without notice. The most recent specification sheets are found at zaneen.com

IP 65

LED MODUL

(I) ATTENZIONE: Accertarsi che le linee siano protette da sovra tensioni.

(GB) CAUTION: Make sure that the lines are protected from over-voltage.

(F) ATTENTION: Assurez-vous que les lignes sont protégées contre les surtensions.

(D) ACHTUNG: Es ist sicherzustellen, dass die Netzzuleitungen gegen Überspannungen geschützt sind.

(E) PRECAUCIÓN: Asegúrese de que las líneas estén protegidos contra la sobretensión.

(P) CUIDADO: Certifique-se de que as linhas estão protegidos contra o excesso de tensão.

(I) Non fissare direttamente la luce. Modulo LED Classe 1.
In caso di guasto del modulo LED rivolgersi a Platek.

(GB) Do not look into the beam. LED-Module Class 1.
In case of malfunctions with the LED module, please contact Platek.

(F) Module de la LED Classe 1.
En case de défaillance du module de la DEL, veuillez vous adresser à Platek.

(D) Nicht in den Strahl blicken. LED-Modul Klasse 1.
Bei Störungen des LED-Moduls wenden Sie sich bitte an Platek.

(E) No fije la vista en el rayo. Módulo LED Clase 1.
En caso de avería del módulo LED, póngasse en contacto con Platek.

(P) Não olhe diretamente para a luz. Classe 1 módulo de LED.
Em caso de falha do módulo de LED, entre em contato Platek.

(I) Si sconsiglia l'accensione dell'apparecchio durante le ore diurne con forte irraggiamento solare.

(GB) We do not recommend switching on the fitting during the day with strong solar radiation.

(F) Nous déconseillons d'allumer l'appareil pendant la journée avec un fort rayonnement solaire.

(D) Es wird empfohlen, LED-Leuchten tagsüber bei direkter Sonneneinstrahlung auf keinen Fall in Betrieb zu nehmen.

(E) No se recomienda encender el aparato durante las horas diurnas con fuerte radiación solar.

n a constant effort to supply the best product, we reserve the right to change specifications or materials without notice. The most recent specification sheets are found at zaneen.com

ZANEEN®

IP 65

OK	NANO FULL INOX 5000 N	NO
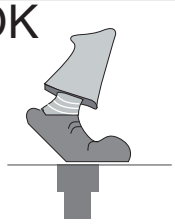		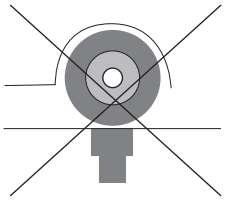

(I) L'apparecchio non deve essere messo a contatto con sostanze chimiche aggressive tipo fertilizzanti ecc.

(GB) Do not put device in contact with aggressive chemical substances, such as fertilizers, etc.

(F) Interdiction de mettre l'appareil en contact avec des substances chimiques agressives telles que des fertilisants, etc.

(D) Die Leuchte darf nicht mit aggressiven Substanzen, Chemikalien, und/oder Düngemitteln in Kontakt kommen.

(E) No meter el aparato a contacto con sustancias químicas agresivas tales como fertilizantes, etc.



(I) Mantenere pulito il prodotto

(GB) Keep the products clean

(F) Maintenir nettoyé l'appareil

(D) Produkt sauber halten

(E) Mantener limpio el producto

In a constant effort to supply the best product, we reserve the right to change specifications or materials without notice. The most recent specification sheets are found at zaneen.com

ZANEEN

IP65

NANO FULL INOX IP66/68 2m

A A+ A++

Gruppo rischio / Risk group 1 (EN 62471:2008)

I	Categoria	T (°C)	Classe	Alimentazione
GB	Category	T (°C)	Class	Power supply
F	Catégorie	T (°C)	Classe	Alimentation
D	Kategorie	T (°C)	Schutzklasse	Versorgung
E	Categoría	T (°C)	Clase	Alimentación

NANO FULL INOX Recessed 2,5W LED	5	40	III	max 700mA	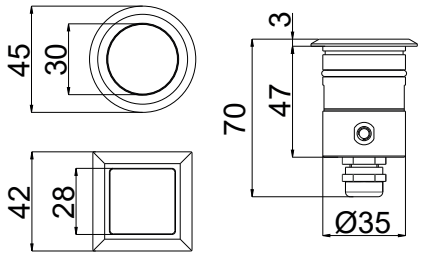
NANO FULL INOX Roll Over 1W LED	5	32	III	max 350mA	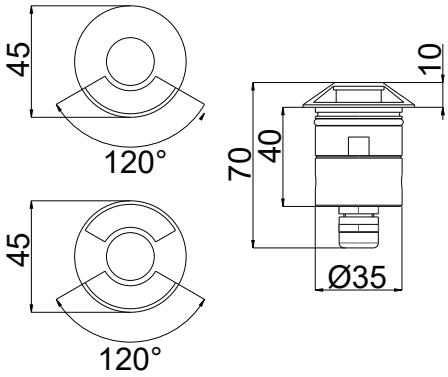

In a constant effort to supply the best product, we reserve the right to change specifications or materials without notice. The most recent specification sheets are found at zaneen.com

ZANEEN®

IP 65

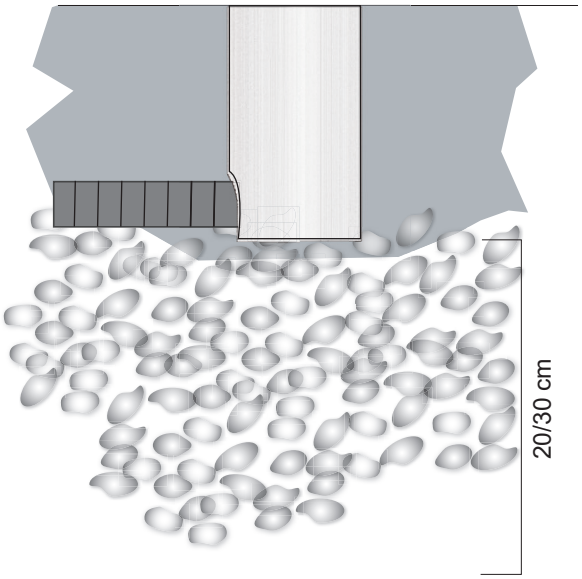

(I) La corretta installazione prevede un letto di drenaggio in ghiaia di 30 cm alla base della controcassa.

(GB) The correct installation foresees a gravel drainage bed of 30 cm at the base of the counter-case.

(F) Pour une installation correcte, prévoir un lit de drainage en gravier de 30 cm à la base du pot d'encastrement.

(D) Für den korrekten Einbau ist zur Dränage am Fuß des Einbaugehäuses ein 30 cm tiefes Kiesbett vorzusehen.

(E) Para una instalación correcta, disponer un lecho de drenaje de gravilla de 30 cm a la base de la hornacina.

(I) Per il fissaggio della controcassa al terreno, non utilizzare prodotti che ostacolano la dispersione del calore, tipo resine o espansi.

(GB) To fix the counter-case to the ground, do not use products that block the dispersion of heat, such as resins or foams.

(F) Pour la fixation du pot d'encastrement au terrain, ne pas utiliser de produit susceptible d'entraver la dispersion de la chaleur tels les résines ou les produits mousse.

(D) Keine wärmeisolierenden Baustoffe (wie z.B. Harz oder Schaumstoff) für die Befestigung des Einbaugehäuses im Boden benutzen.

(E) Para fijar la hornacina al terreno, no utilizar productos que obstaculicen la dispersión del calor como las resinas o los productos en espuma.

(I) Posizionare la controcassa in modo da mantenere il bordo superiore dell'anello, che resterà a vista, a filo del pavimento finito.

(GB) Position the counter-case as to keep the upper edge of the ring, which will remain visible, flush with the finished floor.

(F) Placer le pot d'encastrement de façon à maintenir le bord supérieur de l'anneau rond inox, qui restera visible, au ras du sol fini.

(D) Bauen Sie das Einbaugehäuse so im Boden ein, dass sich der obere Rand bündig zum Boden befindet und sichtbar bleibt.

(E) Colocar la hornacina de tal forma que el borde superior del anillo, que se mantendrá a la vista, quede a ras del pavimento acabado.

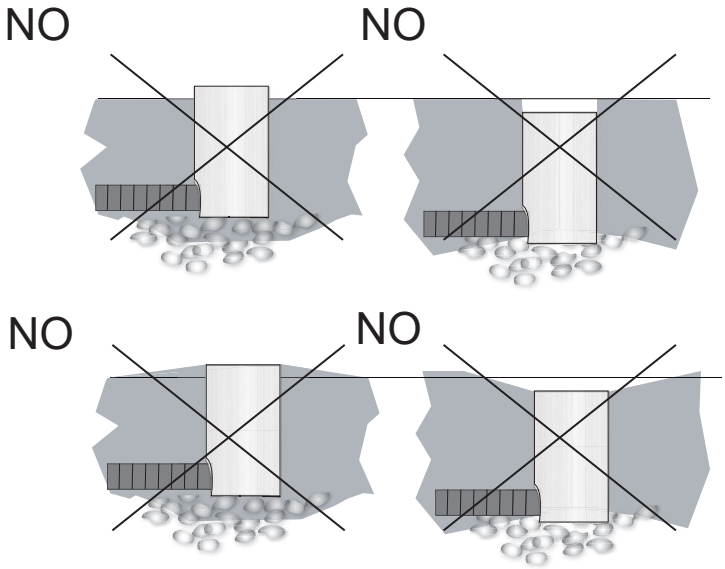

In a constant effort to supply the best product, we reserve the right to change specifications or materials without notice. The most recent specification sheets are found at zaneen.com

ZANEEN

IP65

(I) Collegamento elettrico
(GB) Electrical connection
(F) Raccordement électrique
(D) Elektrischer Anschluss
(E) Conexión eléctrica

(I) Connettore non fornito
(GB) Connector not supplied
(F) Connecteur non fourni
(D) Kabelverbinder bauseits
(E) Conector no suministrado

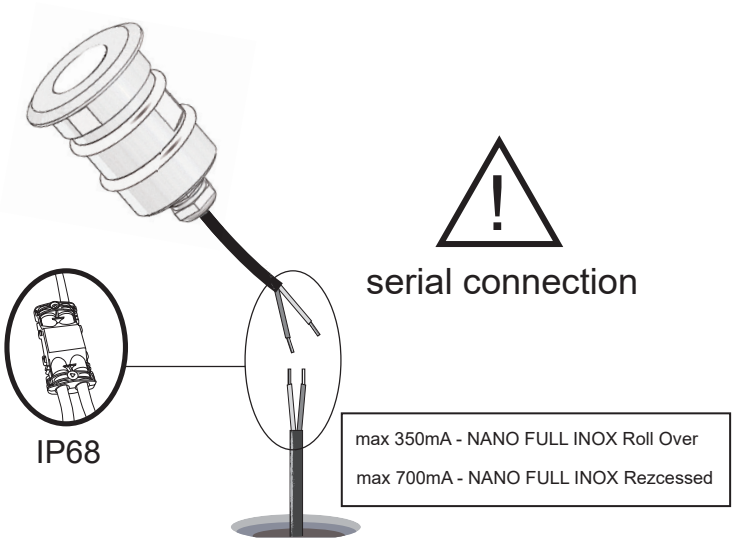

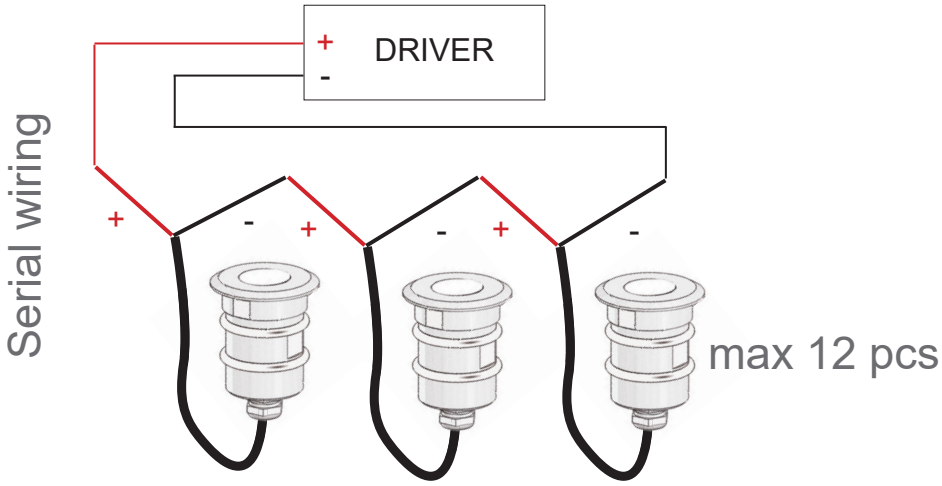

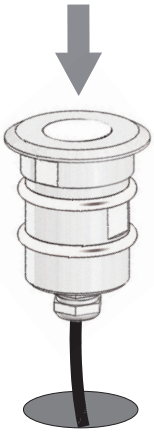

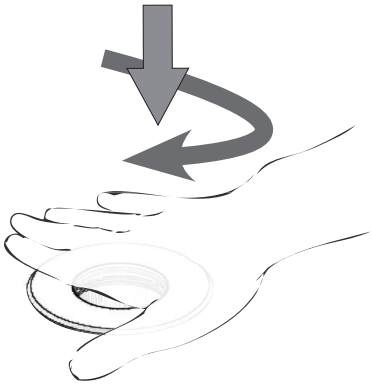

In a constant effort to supply the best product, we reserve the right to change specifications or materials without notice. The most recent specification sheets are found at zaneen.com

Post Sales Support

HQ 1-800-388-3382 support@zaneen.com

EN

- Installation and electrification must be carried out by a qualified electrician, only.
- Observe all relevant building codes and regulations.
- Prior to installation or repair: disconnect power; it is the installer's responsibility to ensure for all electrical, mechanical and thermal compatibility.
- The LED light source contained in this fixture shall only be replaced by Zaneen, or a person approved by Zaneen.
- Recommendations: Keep the instruction sheet(s) in the event of maintenance and/or disassembly.

Access detailed spec sheets from www.zaneen.com

FR

- L'installation et l'électrification doivent être effectuées uniquement par un électricien qualifié.
- Respectez tous les codes du bâtiment et réglementations en vigueur.
- Avant l'installation ou la réparation: débranchez l'alimentation électrique; Il incombe à l'installateur des'assurer de la compatibilité électrique, mécanique et thermique.
- La source de lumière LED contenue dans ce luminaire ne doit être remplacée que par Zaneen, ou une personne approuvée par Zaneen.
- Recommandations: Conservez la (les) fiche (s) d'instructions en cas de maintenance et / ou de démontage

Accéder aux fiches techniques détaillées sur www.zaneen.com

In a constant effort to supply the best product, we reserve the right to change specifications or materials without notice. The most recent specification sheets are found at zaneen.com

WARRANTY SUMMARY

ZANEEN

Disclaimer: Applicable only when Zaneen's lighting ¬fixtures are properly installed on correct line voltage, and under normal conditions of use.

Zaneen Warranties are itemized below:

- All products to be free from defect in materials and workmanship: 1 Year (12 months) Limited Warranty from the invoice date (excluding lamps)
- LED engines and Power Supplies: 5 Years Limited Warranty from the invoice date.
- Transformers and Ballast Warranty: 3 years Limited Warranty from the invoice date.
- Purchaser's sole recourse after the warranty period, for defective power supplies, ballasts or other components manufactured by a third party, is against such third-party manufacturer.

Warranty claims regarding the product(s) must be submitted in writing within 30 days, of discovery of the defect.

Zaneen uses only electrical components, which are produced by responsible manufacturers. Components that may fail in service within the warranty period, under normal use, will be replaced at no charge.

Zaneen will not assume labour or transportation charges in connection with replacement of such parts, nor for removal or re-installation of equipment or parts, nor for consequential damages or losses.

The warranty extended to Zaneen by the manufacturers of the electrical components is passed on to our customers.

At its option, Zaneen will repair or replace, any fixture defective as provided herein if such fixture is returned by the purchaser within the warranty period, provided Zaneen has issued a written "Return Goods Authorization". Such repair or replacement is the exclusive remedy against Zaneen and Zaneen is not responsible for damage of any sort whatsoever, including incidental and consequential damages or losses.

This warranty extends only to replacement defective fixtures or components and no allowance will be made for labour or transportation charges in connection with replacement of such parts, nor for removal or re-installation of equipment or parts unless specifically authorized in writing by Zaneen prior to any work being performed.

This warranty only applies when the products are installed in applications in which ambient temperatures are within normal temperatures and are operated within the electrical values shown on the LED driver label.

Zaneen Interior rated luminaries are not protected from environmental conditions, such as salt content from sea air. Therefore, anydamages resulting from exposure to salt air, or other harmful environmental conditions, will not be covered under Zaneen Warranty.

In a constant effort to supply the best product, we reserve the right to change specifications or materials without notice. The most recent specification sheets are found at zaneen.com

Zaneen will not be responsible under warranty for any failure of the product that results directly or indirectly from improper installation and/or external causes such as: acts of nature, physical damage, and exposure to adverse or hazardous chemicals or other substances, use of harsh cleaning agent or harsh chemicals.

Warranty for any substantial deterioration in the product finish caused by failure to clean, inspect or maintain the finish of the product. The end user is responsible for the structural integrity of existing foundations, anchorages, or structures and all consequences arising from their use.

Zaneen will not be responsible under warranty for any failure of the product that results directly or indirectly from improper installation and/or external causes such as: acts of nature, physical damage, and exposure to adverse or hazardous chemicals or other substances, use of harsh cleaning agent or harsh chemicals.

The end user is responsible for the structural integrity of existing foundations, anchorages, or structures and all consequences arising from their use.

In a constant effort to supply the best product, we reserve the right to change specifications or materials without notice. The most recent specification sheets are found at zaneen.com