



## NEVER ENDING SURFACE SYSTEM SPECIFICATION SHEET

PROJECT	_____
TYPE	_____
NOTES	_____
QUANTITY	_____
DATE	_____




### ARCHITECTURAL | NEVER ENDING

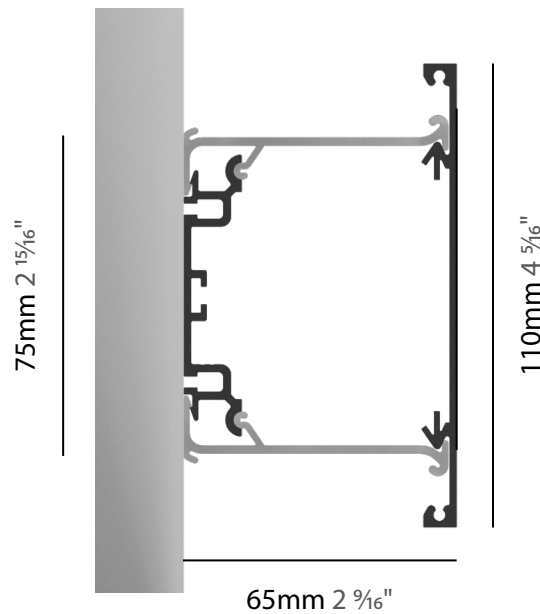
Light to infinity: NEVER ENDING is designed as a continuous wall and ceiling mounted profile system and can be extended almost without limits. It can even run around corners. The LED system with direct/indirect light is therefore ideal for orientation purposes. The freely configurable Never Ending aluminum profiles can also be customized with back-lit engravings on request.



Front covers are connected together using a special coupler. This prevents unwanted light leakage from joints. The multiple feeds allow uninterrupted and infinitely long lines of light.



### SYSTEM PROFILE



## NEVER ENDING SURFACE SYSTEM SPECIFICATION SHEET

PROJECT \_\_\_\_\_  
 TYPE \_\_\_\_\_  
 NOTES \_\_\_\_\_  
 QUANTITY \_\_\_\_\_  
 DATE \_\_\_\_\_

### SYSTEM GUIDE

To make your product selection and complete system specification, proceed with the following: review system options, create your system code in the field below and include your quantity. Submit to quotes@zaneen.com to receive a formal BOM and finalized model numbers.

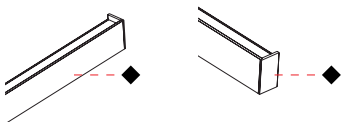
EXAMPLE A3NE-SUR-SYS-UNV-DN-27K-S-01-01

UPON REQUEST  
 Additional Options \_\_\_\_\_  
 \_\_\_\_\_ Engraving Letters & Signs  
 \_\_\_\_\_ Color Temperature  
 \_\_\_\_\_ Colored Diffusers  
 \_\_\_\_\_ RGB-W / Tunable  
 \_\_\_\_\_ Lumen Output  
 \_\_\_\_\_ CRI



**SYSTEM BUILD CODE: A3NE-SUR-SYS-** **qty**

<b>ELECTRICAL</b>	Voltage	Dimming	Circuit			CCT - 90 CRI
	<b>UNV</b> - 120/277V	<b>DN</b> - Non Dim	<b>EMCIR</b> - Emergency Circuit			<b>27K</b> - 2700K
	<b>120</b> - 120V	<b>DP</b> - Phase Dim (Triac/ELV)	<b>MC</b> - Multiple Circuits			<b>30K</b> - 3000K
	<b>347</b> - 347V	<b>DV</b> - 0-10V (100-1%) <b>DD</b> - DALI (100-1%)				<b>35K</b> - 3500K <b>40K</b> - 4000K
	Wattage	Delivered Lumen (lm)				Approximate values
	(W)	<b>2700K</b>	<b>3000K</b>	<b>3500K</b>	<b>4000K</b>	
<b>Per meter</b>	17.3	967	1001	1010	1018	
<b>Per foot</b>	5.3	295	305	308	311	

<b>PHYSICAL</b>	Distribution	Run Shapes*	Angle Coupler	Finish
	Direct/Indirect	<b>S</b> _____' Straight <b>L</b> _____'x_____' <b>LV</b> _____'x_____' <small>Wall/Ceiling</small> <b>U</b> _____'x_____' <b>R</b> _____'x_____' <small>Rectangle</small> <b>PAT</b> - Custom Pattern <small>(Consult factory with drawings)</small>	<b>IN90</b> - Interior 90° <b>IN45-180</b> - Interior 45-180° <b>EX90</b> - Exterior 90° <b>EX45-180</b> - Exterior 45-180°	Profile <input type="checkbox"/> _____ End Cap <input type="checkbox"/> _____  <b>(28 colors)</b> <small>See page 4 for color options and use 2 digit numbers to indicate your choices</small>

\*The closest possible length will be provided based on the standard LED board lengths (1140mm 44 7/8", 1420mm 55 7/8", 1700mm 66 15/16", 1980mm 77 15/16", 2270mm 89 3/8").

PROJECT	_____
TYPE	_____
NOTES	_____
QUANTITY	_____
DATE	_____

### SYSTEM SUMMARY

#### System

##### Type

Surface  
Rated for Dry Locations Ceiling and Wall Mounted

##### Approval Status

CSA Certified to CSA and UL Standards

##### Emission

Refer to emission icon beside each light insert and symbol legend for descriptions

#### Profile

##### Measurement

w 65mm (2 5/8") x ht. 110mm (4 3/8")

##### Housing

Anodized extruded aluminum profile available per meter and field-cuttable  
Profiles have a maximum length of 3000mm (9' 10 5/8") and joined together with couplers to ensure uniform appearance and easy installation

##### Corners

100% homogeneous appearance. 90° and custom angles (45-180°) are available  
Corners are created with mitered cut in lens and aluminum

##### Identity

The requested character can be milled on the profile. For characters such as 0, B, b, g, etc., is only possible with a help base

##### End Caps

They are held in place with spring clips, there are no visible screws

#### Electrical

##### Connections

Luminaries are pre-wired with a factory installed branch circuit wiring and quick-release connectors.  
Through wiring is used to connect the luminaries.

##### Power Feed

Located 2 inches from one end of the fixture, on back of the profile  
If a different location is required, please specify  
3 Wires - non-dimming or phase dimming  
4 Wires - two circuits of non-dimming or phase dimming  
5 Wires - 0-10V dimming or dali dimming

##### LED Driver

Integrated with inserts  
Electronic Class 2 driver, Universal 120V/277V  
Non-Dimming Driver, Phase Dimming Driver, and 0-10V Dimming Driver (10-100%)  
Consult factory for driver cutsheet  
If a different driver is required, please specify

##### Emergency Inverter Compatible

To be installed remotely, and provided by others  
It can be located up to 250m away from the fixture

Emergency circuit wiring is available upon request (Isolated track with dedicated driver used for emergency circuit will connect to emergency battery pack - supplied by others)

#### General

##### Features

Whether text, symbols, or branding, IDENTITY allows the luminaire to be customized on request with cut-outs along its entire length. Easily the best solution to be creative and make a space unique for branding, organizing, and motivation. Identity engraving for letters and signs have a standard price per character.

The profile light can be mounted along walls and ceilings. Multiple feeds allow uninterrupted and infinitely long lines of light.

Front covers are connected together using a special coupler. This prevents unwanted light leakage from joints.

##### Custom Requests and Additional Options

Availability depends on insert, system, and configuration.  
Must consult factory and allow up to 5 business days for an answer.

Color temperature, Special CRI, RGB-W, tunable, individual sizes, special diffuser, light inserts with different outputs, light inserts on different circuits.

##### Configuration

Consult factory for patterns or custom designs  
Provide configuration drawings

\*Shop drawings provided upon receiving purchase order

#### Warranty

ZANEEN provides a limited warranty from date of purchase to original purchaser

**LED Inserts:** 5 year tested for 50,000 hours at 70% lumen output (L70)

**LED Driver:** 5 year

**Non-Electrical Components:** 1 year

\*Check boxes to complete specification order and submit to quotes@zaneen.com to receive a formal BOM and a finalized model number

\*In a constant effort to supply the best product, we reserve the right to change specifications or materials without notice. The most recent specification sheets are found at zaneen.com

PROJECT \_\_\_\_\_

TYPE \_\_\_\_\_

NOTES \_\_\_\_\_

QUANTITY \_\_\_\_\_

DATE \_\_\_\_\_

### FINISH COLORS




Sparkling Silver - 01



Black Velvet - 02



Crystal White - 03



Creamy - 04



Hampton Bay - 05



Urban Forest - 07



In the Army - 08



Rusty Angel - 09




Fade to Grey - 12



Mysterious Grey - 13



Lost Dream - 15



Purple Sky - 16



Fresh Oh - 17



Funky P - 18



Kissing Aphrodite - 19




Poseidon's Paradise - 20



Blue Sky - 21



Spring Green - 22



Mellow Yellow - 23



Golden Heart - 24



Gun Metal - 25



Champagne Cream - 26



Copper Mine - 27



Ancient Bronze - 28



Jazz Gold - 29



Olive Breeze - 30



Moonlight Silver - 31



Rosewood Red - 32



**Digital:** Not all screens are calibrated the same, and therefore, colors will appear differently between screens.

**Physical:** When texture is involved, there will be variations in color, character and tone within a product series and between product families.






































































**Gun Metal:** No Gun Metal finish is alike. It combines a mixture of transparent and black color particles which ensures a highly individual effect and no luminaire being identical.

**Champagne Cream, Copper Mine, Ancient Bronze + Jazz Gold:** These finishes have slight fading from specific powder coating production. Each luminaire will slightly vary.










RAL Color Upon Request













### LEGEND

	floor-mounted		pivotal		special LED (upon request) RGB, RGBW, tunable, gold+, meat+, art+, fashion+
	wall and ceiling: recessed and surface mounted		rotating		warm dim / natural dimming LED
	ceiling-mounted and wall-mounted		illuminate tilted		rechargeable battery powered
	wall-mounted		color of suspension cable		fixture with natural vivid LED (upon request)
	omni-directional light distribution		length of suspension cable		color rendering index
	direct light distribution		reflector degree selection		color temperature
	direct/indirect light distribution		super spot		lumen (luminous flux)
	indirect light distribution		lens		efficacy (lumens per watt)
	asymmetric light distribution		lens pack		Unified Glare Rating (UGR) range from 5-40
	aura light distribution		shine ring		marine grade (AISI 316 stainless steel)
	round wall or ceiling cut-out		integrated shine ring with diffuser		walk on
	square wall or ceiling cut-out		free individual colors 01-29		drive on
	the supplied jig specifies the cutout dimensions		individual colors: 00 (free of charge), 01-25 (extra charge)		Dark Sky Compliance
	minimum distance (meters) lamp - object		luminaire part to be colored (F1)		Americans with Disabilities Act (less than 4" off the wall located between 27"-84" from floor)
	recessed depth		luminaire part to be colored (F2)		lamp protected against explosion
	ceiling thickness in mm		luminaire part to be colored (F3)		blown glass using traditional methods by master glass blower
	ceiling thickness selection		luminaire part to be colored (F4)		acoustic material
	dimmable DP (phase), DV (0-10V), DD (dali), DS (step-dim)		luminaire part to be colored (F5)		protection class I, protection insulation
	included or excluded LED driver/transformer/control gear		color of 3-circuit adaptor		protection class II, protection insulation
	separately switchable		indirect diffuser		ETL Certified to UL and CSA Standards
	sensor		direct diffuser		UL Certified to UL and CSA Standards
	remote control		ball-proof (upon request)		CSA Certified to UL and CSA Standards
	available upon request		accessory		Certified for North American Standards

### IP RATING

	protected against ingress of solid bodies greater than 12.5mm (finger)
	protected against ingress of solid bodies greater than 2.5mm protected against sprays of water up to 60 degrees from the vertical (rain)
	protected against ingress of solid bodies greater than 1mm (wire) no protection against the ingress of moisture
	protected against ingress of solid bodies greater than 1mm (wire) protected against water splashed from all directions
	protected against limited ingress of dust (wet rooms/covered outdoor areas) protected against water splashed from all directions
	protected against ingress of dust protected against jets of water
	protected against ingress of dust protected against powerful jets of water or heavy seas
	protected against ingress of dust protected against immersion of water between 15cm - 1m for 30 minutes
	protected against ingress of dust protected against immersion of water under pressure for long periods

### IK RATING

	protected against 0.14 joules impact (equivalent to 0.25kg mass dropped from 56mm above the surface)
	protected against 0.2 joules impact (equivalent to 0.25kg mass dropped from 80mm above the surface)
	protected against 0.35 joules impact (equivalent to 0.25kg mass dropped from 140mm above the surface)
	protected against 0.5 joules impact (equivalent to 0.25kg mass dropped from 200mm above the surface)
	protected against 0.7 joules impact (equivalent to 0.25kg mass dropped from 280mm above the surface)
	protected against 1 joules impact (equivalent to 0.25kg mass dropped from 400mm above the surface)
	protected against 2 joules impact (equivalent to 0.5kg mass dropped from 400mm above the surface)
	protected against 5 joules impact (equivalent to 1.7kg mass dropped from 300mm above the surface)
	protected against 10 joules impact (equivalent to 5.0kg mass dropped from 200mm above the surface)
	protected against 20 joules impact (equivalent to 5.0kg mass dropped from 400mm above the surface)

### WIRING DIAGRAMS

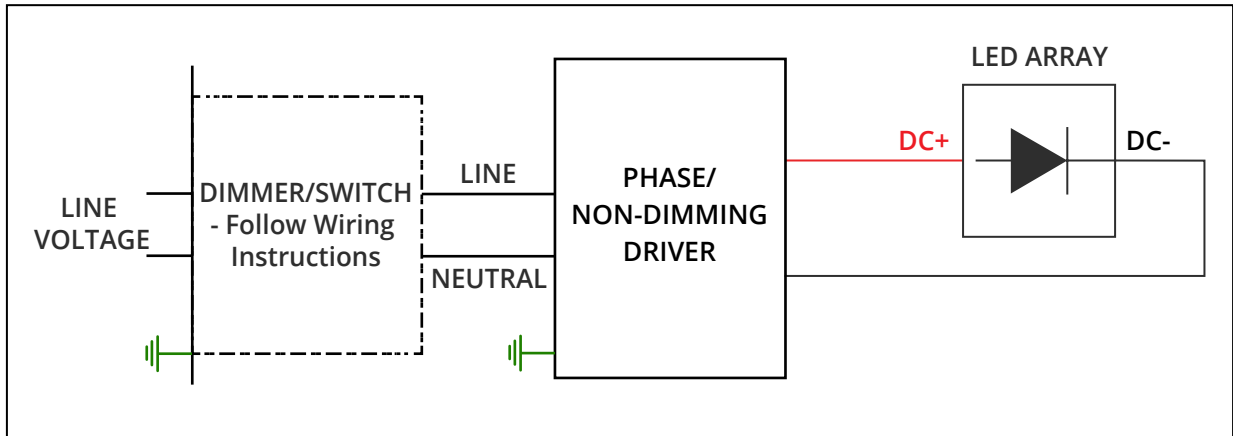
ALL ZANEEN FIXTURES ARE MANUFACTURED TO NORTH AMERICAN ELECTRICAL STANDARDS

Post Sales Support  
HQ 1-800-388-3382 X 625 support@zaneen.com

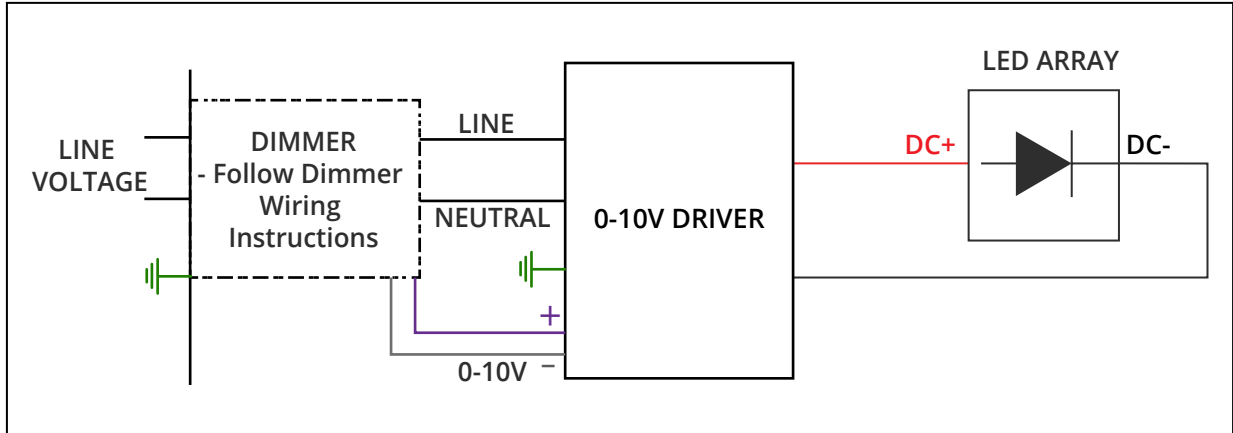
#### IMPORTANT

- Do NOT connect directly to line voltage
- There is a minimum and maximum load per driver (See fixture and driver specifications).
- Fixture MUST be connected to LED driver, prior to turning power on

#### PHASE/NON-DIMMING WIRING DIAGRAM



#### 0-10V DIMMING WIRING DIAGRAM



## NEVER ENDING SURFACE SYSTEM SPECIFICATION SHEET

PROJECT \_\_\_\_\_  
TYPE \_\_\_\_\_  
NOTES \_\_\_\_\_  
QUANTITY \_\_\_\_\_  
DATE \_\_\_\_\_

Insert custom drawing here or attach with additional pages

