

PROJECT: _____

TYPE: _____ QTY: _____

SPEC/REP: _____

DATE: _____

ZANEEN®

NODO SYSTEM SPECIFICATION SHEET



Article#	Length	120Vac Input Volt.	Color Temp	Linear x Qty	Light x Qty	Receptacle x Qty	Accessory xQty	Electrical	Finish
Product	Length	Input Voltage	Color Temperature	Linear Insert	*Light Insert				
L7NO-TRK-SYS	State desired Length	120Vac	30K- 3000K 40K- 4000K	Micro LED Up/Dwn ML40- 11W ML41- 22W ML42- 33W	NEUTRA Spot NEU03- 13W NEUTRA Wallwasher NEU05- 10W	BOB Spot BOB25- 13W Nuo NUOR07- 4.5W NUOL08- 4.5W			
*Receptacle Insert		Accessory		Electrical Option		Finish			
Nodo Box BOX22- 20AMP BOX46- 20AMP BOX47- 20AMP BOX49- 20AMP BOX50- 20AMP		SHF17 - Shelf PTR18 - Paper Towel Roll Holder HK19 - Hook L7900051 - Locking Screw		DP-Phase Dimming DN- Non Dimming EM- Emergency (Supplied By Others)		SSR - Satin Silver WHI - White BLK - Black			

*See related pages for ordering option.

PROJECT: _____

TYPE: _____ QTY: _____

SPEC/REP: _____

DATE: _____

ZANEEN®

NODO SYSTEM SPECIFICATION SHEET

Type:

Approval: Certified for North America Standards

PROFILE

Measurements: w 20mm (13/16") x ht. 108mm (2 7/16")

Housing: Anodized extruded aluminum profile up to 3000mm (9' 10 15/16") long profiles are joined by coupler to ensure uniform appearance and easy installation.

ELECTRICAL

Luminaires are provided with track adapters.

Power Feed: 22mm diameter hole located on endcap.

LED Driver: Non-Dimming - Integrated with inserts.

Electronic Class II driver, 120V

Dimming Driver - DP Phase Remote Driver.

Emergency Inverter Compatible: To be installed remotely, and provided by others. It can be located up to 250m away from the fixture.

Voltage & Current Values on Three Phase System;

- In order to achieve 120V per circuit on a three Phase circuits, the Line Voltage must be 208V.
- Must be hardwired to the track. No cord and plug is available.
- The power feed is provided with five terminals.
 1. Circuit 1: RED
 2. Circuit 2: YELLOW
 3. Circuit 3: BLUE
 4. Neutral: WHITE
 5. Ground: YELLOW/GREEN
- When the 208 Line Voltage is split into three circuits and each circuit can be powered with the common Neutral to obtain 120V per circuit.
- Each circuit will be rated for 20AMP / 2400W.
- Power Feed with cord & Plug is only for one Circuits.
- NOT available for 277V system for the reason below;
 - a. This system is designed for 120V application only.
 - b. The receptacle are rated for 120V.
 - c. Luminaires are operated by 120V LED drivers. Not suitable for 277V.

INSERTS

Micro LED

Wattage: 11W/m (180LEDs/m)

Length: 1000mm, 2000mm, 3000mm

Lumen: 1100lm/m, 1350lm/m

Color Temperature: 3000K, 4000K

Available in both Up and Down Light

Remote Dimming Driver: Phase Dimming

Remote 0-10V Dimming (10-100%) **Upon request**
(Remote is separate from profile system)

Nuo Lamp

Wattage: 4.5W

Amperage: 350mA

Lumen: 400lm

Color Temperature: 3000K

Gradual Touch Dimming

BOB Spot

Wattage: 13W

Amperage: 350mA

Lumen: 1150lm, 1200lm

Color Temperature: 3000K, 4000K

Reflector: Offered in reflector choice 25°, 40°, 60°, Oval lens, Rectangular lens, Wallwasher lens

Neutra Spot

Wattage: 13W

Amperage: 350mA

Lumen: 1150lm, 1200lm

Color Temperature: 3000K, 4000K

Reflector: Offered in reflector choice 12°, 24° and 38°

Neutra Wallwasher

Wattage: 10W

Amperage: 700mA

Lumen: 1425lm, 1500lm

Color Temperature: 3000K, 4000K

Nodo Box

Nodo Large Box 2 Recp - 20Amp

Nodo Large Box 2 GFCI - 20Amp

Nodo Large Box 2 Recp 2 USB - 20Amp

Nodo Slim Box 1 Recp both sides - 20Amp

Nodo Slim Box 1 Recp 1 USB - 20Amp

PROJECT: _____

TYPE: _____ QTY: _____

SPEC/REP: _____

DATE: _____

ZANEEN®

NODO SYSTEM SPECIFICATION SHEET

INSERTS

Lamp Combination: For specific lamp combinations or configurations, please specify the overall length and attach a sketch or drawing of the intended configuration.

ZANEEN will supply submittal drawings for approval once an order received.

WARRANTY

ZANEEN provides a limited warranty from date of purchase to original purchaser.

LED Inserts: 5 year tested for 50,000 hours at 70% lumen output (L70)

LED Driver: 5 year

Non-Electrical Components: 1 year

Components

Direct Wall/Ceiling Support

The use of a support every 81cm / 2' - 7" of the track allows for a maximum load of 10 Kg per meter.

Place the support in correspondence with the end parts of the installation and near the joints.

Ceiling Support with Suspension Cable

The use of a support every 100cm / 3' - 3 3/8" of the track allows for a maximum load of 10 Kg per meter.

Use the ceiling fasteners by placing them near the terminal parts of the installation and near the joints.

Plate with holes for track balance

Linear Coupling

Conductor vs Insulator

The Conductive Joint allows the mechanical connection and the electrical connection between two tracks.

The Insulating Joint allows the mechanical connection between two tracks allowing electrical separation in several sectors, each of which must be in turn powered.

Locking Device

Prevents movement of Nodo Box, Nuo, Neutra, and Bob from possible removal from system.


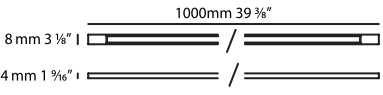

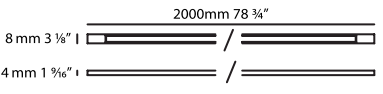

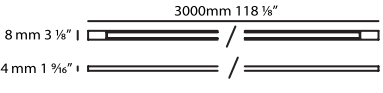
PROJECT: _____

TYPE: _____ QTY: _____

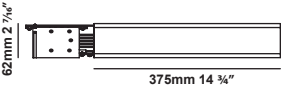

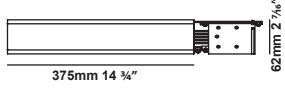
SPEC/REP: _____

DATE: _____

ZANEEN®**NODO SYSTEM**
SPECIFICATION SHEET**Micro LED**

LED	Code	Color Temp. (K)	Wattage	Delivered Lumen	CRI	Length	LED
	ML40 L7900040-	3000K 4000K	11W 11W	110lm 135lm	90	1000mm	 <p>1000mm 39 3/8"</p> <p>8 mm 3 1/8" / </p> <p>4 mm 1 1/8" / </p>
	ML41 L7900041-	3000K 4000K	22W 22W	220lm 270lm	90	2000mm	 <p>2000mm 78 3/4"</p> <p>8 mm 3 1/8" / </p> <p>4 mm 1 1/8" / </p>
	ML42 L7900042-	3000K 4000K	33W 33W	330lm 405lm	90	3000mm	 <p>3000mm 118 1/8"</p> <p>8 mm 3 1/8" / </p> <p>4 mm 1 1/8" / </p>

Micro LED Component

Power Feed Of The RIGHT End L7900024- Satin Silver (SSR) L7900024- White (WHI) L7900024- Black (BLK)	 <p>62mm 2 7/16"</p> <p>375mm 14 3/4"</p>	Remote Power Supply for LED Strip L7900026 - 40W, 60W, 100W (Dependant on Requested Length)	
Power Feed Of The LEFT End L7900025- Satin Silver (SSR) L7900025- White (WHI) L7900025- Black (BLK)	 <p>375mm 14 3/4"</p> <p>62mm 2 7/16"</p>	- Available in both up and down light	

Color Temperature	30K 3000K	40K 4000K	°K	ORDER-EXAMPLE: °K ◆ L3XXXX- 30K BLK 3000K Black
Finish	SSR Satin Silver	BLK Black		

PROJECT: _____

TYPE: _____ QTY: _____




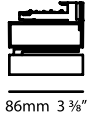

SPEC/REP: _____

DATE: _____

ZANEEN®

NODO SYSTEM SPECIFICATION SHEET

NEUTRA Spot

Spot	Code	Color Temp. (K)	Wattage	Delivered Lumen	CRI	Reflector	Spot
	NEU03-L7T00003-	3000K 4000K	13W 13W	1150lm 1200lm	90		  


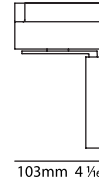

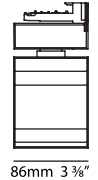
NEUTRA Component

Lens	L7900023- 12°	L7900023- 24°	L7900023- 38°	
------	---------------	---------------	---------------	---

To complete the above codes and Suffix according to the example

Color Temperature	30K 3000K	40K 4000K	°K	ORDER-EXAMPLE: °K ◆
Finish	SSR Satin Silver	WHI White	BLK Black	L7XXXXXX- 30K BLK 3000K Black

NEUTRA Wallwasher

Spot	Code	Color Temp. (K)	Wattage	Delivered Lumen	CRI	Spot
	NEU05-L7T00005-	3000K 4000K	10W	1425lm 1500lm	90	  

NEUTRA Component

Power Supply	L7200044- 700mA- 10W
--------------	----------------------

To complete the above codes and Suffix according to the example

Color Temperature	30K 3000K	40K 4000K	°K	Finish Color	SSR Satin Silver	WHI White	BLK Black	◆	ORDER-EXAMPLE: ◆ °K ◆
									L7XXXXXX- DN 30K WHI Non-Dim 3000K White



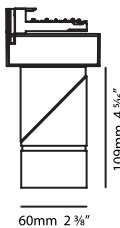
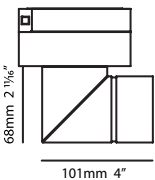
PROJECT: _____

TYPE: _____ QTY: _____

SPEC/REP: _____

DATE: _____

ZANEEN®**NODO SYSTEM**
SPECIFICATION SHEET**BOB Spot**


Spot	Code	Color Temp. (K)	Wattage	Delivered Lumen	CRI	Reflector/ Lens	Spot
	BOB25-L7T00025-	3000K 4000K	13W	1150lm 1200lm	90		 

To complete the above codes and Suffix according to the example

	30K	40K	°K
Color Temperature	3000K	4000K	
	SSR	WHI	BLK
Finish	Satin Silver	White	Black

ORDER-EXAMPLE: °K ◆
 L7XXXXXX- 30K BLK
 3000K Black

BOB Reflector / Lens Component

L7900034 - XX			
	<u>Reflector</u>	<u>Lens</u>	
	- 25°	- OL	
	- 40°	- RL	
	- 60°	- WL	
			

PROJECT: _____

TYPE: _____ QTY: _____


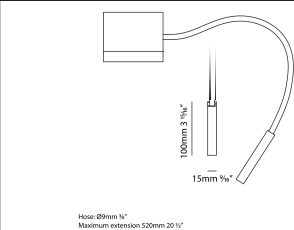
SPEC/REP: _____

DATE: _____


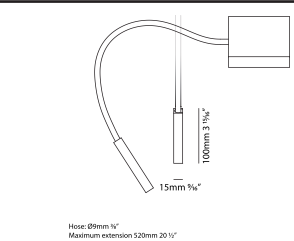
ZANEEN®

NODO SYSTEM SPECIFICATION SHEET

Nuo-Right

LED	Code	Color Temp. (K)	Wattage	Delivered Lumen	CRI	LED
	NUOR07-L7T00007-	3000K	4.5W	400lm	90	

Nuo-Left

LED	Code	Color Temp. (K)	Wattage	Delivered Lumen	CRI	LED
	NUOL08-L7T00008-	3000K	4.5W	400lm	90	

To complete the above codes and Suffix according to the example

	SSR	WHI	BLK	◆
Finish Color	Satin Silver	White	Black	

ORDER-EXAMPLE: ◆

L7XXXXXX- WHI

White

PROJECT: _____

TYPE: _____ QTY: _____


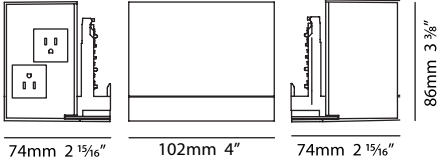

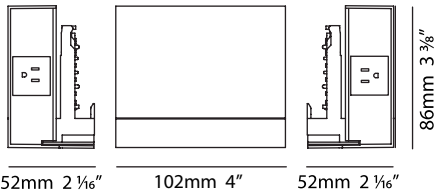

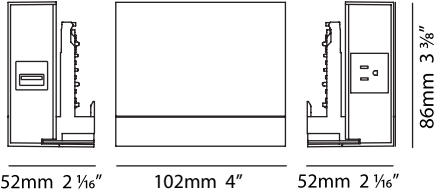

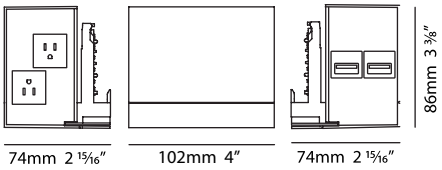

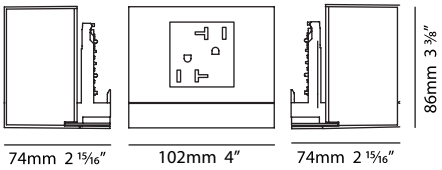
SPEC/REP: _____

DATE: _____

ZANEEN®

NODO SYSTEM SPECIFICATION SHEET

Nodo Box

	<p>BOX22- Nodo Large Box 2 Recp L7900022- SSR (Satin Silver) L7900022- BLK (Black) L7900022- WHI (White)</p>	
	<p>BOX46- Nodo Slim Box 1 Recp L7900046- SSR (Satin Silver) L7900046- BLK (Black) L7900046- WHI (White)</p>	
	<p>BOX 47- Nodo Slim Box - 1 Recp 1 USB L7900047- SSR (Satin Silver) L7900047- BLK (Black) L7900047- WHI (White)</p>	
	<p>BOX49- Nodo Large Box - 2 Rec 2 USB L7900049- SSR (Satin Silver) L7900049- BLK (Black) L7900049- WHI (White)</p>	
	<p>BOX50- Nodo Large Box - 2 GFCI L7900050- SSR (Satin Silver) L7900050- BLK (Black) L7900050- WHI (White)</p>	

PROJECT: _____

TYPE: _____ QTY: _____




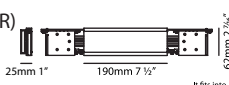

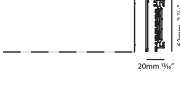




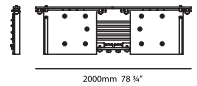

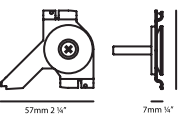

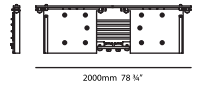

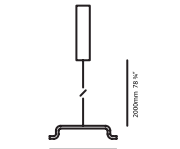

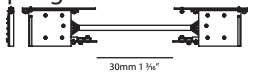

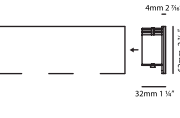

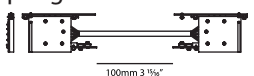

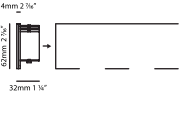

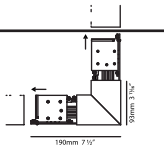

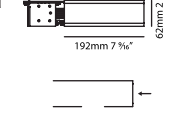

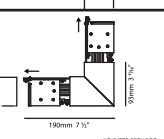

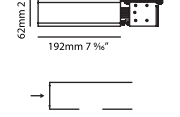

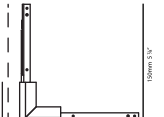
SPEC/REP: _____

DATE: _____

ZANEEN®

NODO SYSTEM SPECIFICATION SHEET

Components

	<p>3 Circuit Track L7T00017-100cm L7T00018-200cm L7T00019-300cm</p>  <p>20mm 1 1/4" 62mm 2 1/2" -- INDICATES OPEN SIDE</p>		<p>Central Power Feed L7900007- Satin Silver (SSR) L7900007- Black (BLK) L7900007- White (WHI)</p>  <p>25mm 1" 190mm 7 1/2" 62mm 2 1/2" It fits into both sides of the track</p>
	<p>2 Circuit Track L7T00014-100cm L7T00015-200cm L7T00016-300cm</p>  <p>20mm 1 1/4" 62mm 2 1/2" -- INDICATES OPEN SIDE</p>		<p>Cable Clamp Kit For Ceiling Power Supply With Suspended Track L7900008</p>
	<p>1 Circuit Track L7T00011-100cm L7T00012-200cm L7T00013-300cm</p>  <p>20mm 1 1/4" 62mm 2 1/2" -- INDICATES OPEN SIDE</p>		<p>Linear Conductor Coupling L7900009- White (WHI) L7900009- Black (BLK)</p>  <p>2000mm 78 1/4" It fits between two tracks</p>
	<p>Direct Wall/Ceiling Support L7900001 (every 81cm allows for load of 10kg/m)</p>  <p>57mm 2 1/4" 7mm 1/4" 48mm 1 3/4"</p>		<p>Insulating Conductor Coupling L7900010- Black (BLK) L7900010- White (WHI) (Non electrification component)</p>  <p>2000mm 78 1/4" It fits between two tracks</p>
	<p>Ceiling Support With Suspension Cable- (Support with 200cm wire) L7900002 (every 100cm allows for load of 10kg/m)</p>  <p>50mm 1 3/4" 2000mm 78 1/4"</p>		<p>Flexible Conductor Coupling (30cm Cable) L7900011</p>  <p>30mm 1 1/4"</p>
	<p>RIGHT Close Terminal L7900003- Satin Silver (SSR) L7900003- Black (BLK) L7900003- White (WHI)</p>  <p>4mm 2 3/4" 62mm 2 1/2" 32mm 1 1/4" -- INDICATES OPEN SIDE</p>		<p>Flexible Conductor Coupling (100cm Cable) L7900012</p>  <p>100mm 3 1/4"</p>
	<p>LEFT Close Terminal L7900004- Satin Silver (SSR) L7900004- Black (BLK) L7900004- White (WHI)</p>  <p>4mm 2 3/4" 62mm 2 1/2" 32mm 1 1/4" -- INDICATES OPEN SIDE</p>		<p>90° Joint (INTERNAL Track Open Side) L7900013- Satin Silver (SSR) L7900013- Black (BLK) L7900013- White (WHI)</p>  <p>190mm 7 1/2" 32mm 1 3/4" -- INDICATES OPEN SIDE</p>
	<p>Power Feed of The RIGHT End L7900005- Satin Silver (SSR) L7900005- Black (BLK) L7900005-White (WHI)</p>  <p>192mm 7 5/8" 62mm 2 1/2" -- INDICATES OPEN SIDE</p>		<p>90° Joint (EXTERNAL Track Open Side) L7900014- Satin Silver (SSR) L7900014- Black (BLK) L7900014- White (WHI)</p>  <p>190mm 7 1/2" 32mm 1 3/4" -- INDICATES OPEN SIDE</p>
	<p>Power Feed of The LEFT End L7900006- Satin Silver (SSR) L7900006- Black (BLK) L7900006-White (WHI)</p>  <p>192mm 7 5/8" 62mm 2 1/2" -- INDICATES OPEN SIDE</p>		<p>INTERNAL Angular Joint L7900015- Satin Silver (SSR) L7900015- Black (BLK) L7900015- White (WHI)</p>  <p>100mm 3 1/4" 32mm 1 3/4" -- INDICATES OPEN SIDE</p>

PROJECT: _____

TYPE: _____ QTY: _____


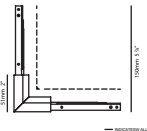

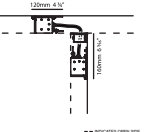

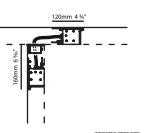

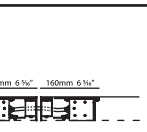

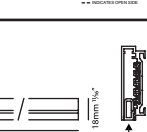

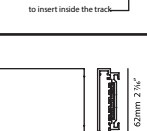

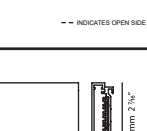

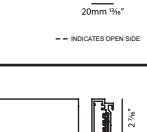
SPEC/REP: _____

DATE: _____

ZANEEN®

NODO SYSTEM SPECIFICATION SHEET

Components

	EXTERNAL Angular Joint L7900016- Satin Silver (SSR) L7900016- Black (BLK) L7900016- White (WHI)	
	LEFT T Joint L7900027- White (WHI) L7900027- Black (BLK)	
	RIGHT T Joint L7900028- White (WHI) L7900028- Black (BLK)	
	Adjustable Joint L7900029- White (WHI) L7900029- Black (BLK)	
	Dust Proof/Steam Proof Seal Transparent L7900000-Gray (GRY) L7900000-Black (BLK)	
	Wired Track - 100 cm L7T00020- Satin Silver (SSR) L7T00020- Black (BLK) L7T00020- White (WHI)	
	Wired Track- 200cm L7T00021- Satin Silver (SSR) L7T00021- Black (BLK) L7T00021- White (WHI)	
	Wired Track - 300cm L7T00022- Satin Silver (SSR) L7T00022- Black (BLK) L7T00022- White (WHI)	

PROJECT: _____

TYPE: _____ QTY: _____


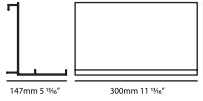

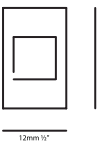

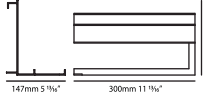
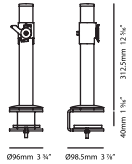

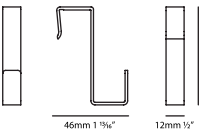
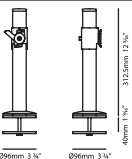

SPEC/REP: _____

DATE: _____

ZANEEN®

NODO SYSTEM SPECIFICATION SHEET

Accessories

	<p>SHF17- Shelf L7900017- Satin Silver (SSR) L7900017- Black (BLK) L7900017- White (WHI)</p> 		<p>Locking Device L7900020- Satin Silver (SSR)</p> 
	<p>PTR18- Paper Towel Roll Holder L7900018- Satin Silver (SSR) L7900018- Black (BLK) L7900018- White (WHI)</p> 		<p>Support With Clamp L7900032- Satin Silver (SSR) L7900032- Black (BLK)</p> 
	<p>HK19- Hook L7900019- Black (BLK) L7900019- White (WHI)</p> 		<p>Support With Base L7900033- Satin Silver (SSR) L7900033- Black (BLK)</p> 
			<p>Locking Screw L7900051 Satin Silver (SSR)</p>

PROJECT: _____


TYPE: _____ QTY: _____

SPEC/REP: _____

DATE: _____

ZANEEN®

NODO SYSTEM
SPECIFICATION SHEET



Satin Silver (SSR)



White (WHI)



Black (BLK)

PROJECT: _____

TYPE: _____ QTY: _____

SPEC/REP: _____

DATE: _____

ZANEEN®

NODO SYSTEM SPECIFICATION SHEET

ADDITIONAL NOTES Drawings: *Include drawings/sketch of desired layout
** Zaneen will supply submittal drawing for approval once a Purchase Order is received
***Inserts and components color, reflector and lense can be customized by adding suffix to the codes