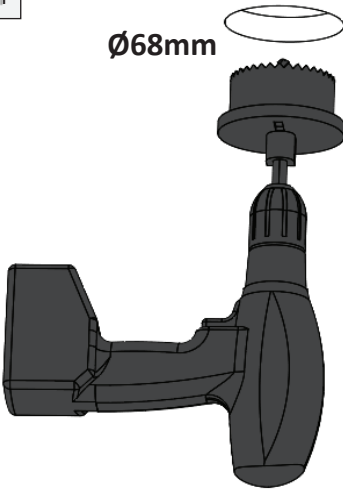

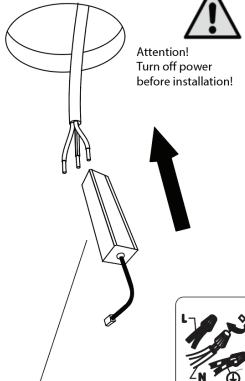
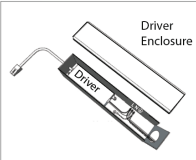
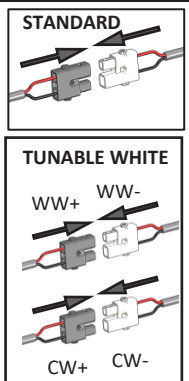

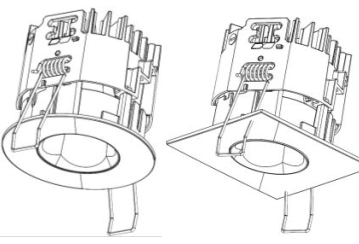
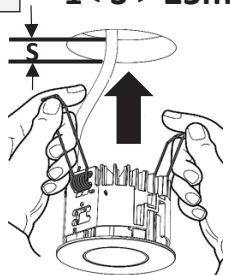
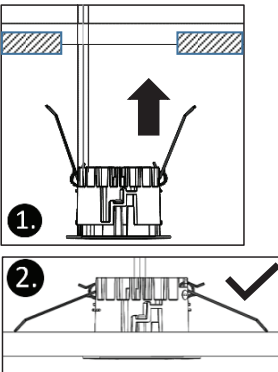
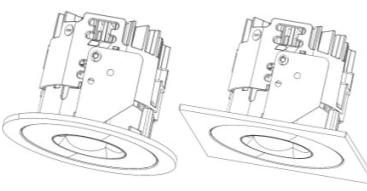
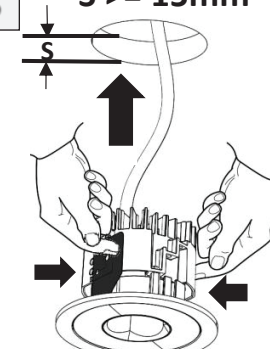
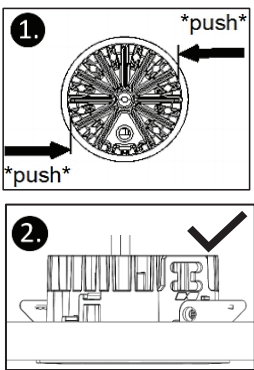
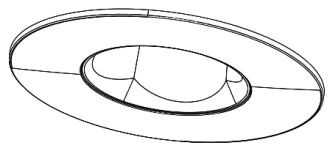
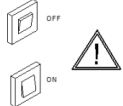

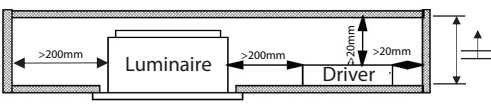




IP 20



|  |   |   |
|--|---|---|
| <p>1</p> <p>Ø68mm</p>   | <p>2</p>  <p>Attention!<br/>Turn off power<br/>before installation!</p>  <p>120/277V 50/60HZ.</p>  <p>Driver<br/>Enclosure</p> | <p>3</p>  <p>STANDARD</p> <p>TUNABLE WHITE</p> <p>WW+ WW-</p> <p>CW+ CW-</p>  <p>120/277V<br/>50/60 Hz</p> <p>Attention! Do not<br/>plug in<br/>or unplug the<br/>connector<br/>when power is on!</p> |
| <p>4</p>  <p>OIKO PRO ROUND</p> <p>OIKO PRO</p>  | <p>4a</p> <p><math>1 &lt; S &gt; 25mm</math></p>    |  <p>1.</p> <p>2.</p>  |
|  <p>OIKO PRO ROUND CONCRETE</p> <p>OIKO PRO SQUARE CONCRETE</p>                               | <p>4b</p> <p><math>S \geq 15mm</math></p>    |  <p>1. *push*</p> <p>2.</p>  |
| <p>5</p>   | <p>6</p>  <p>50-120mm<br/>See datasheet</p>  <p>Luminaire</p> <p>Driver</p> <p>&gt;200mm</p> <p>&gt;200mm</p> <p>&gt;20mm</p> <p>&gt;20mm</p>  |   |

IMPORTANT

Post Sales Support HQ 1-800-388-3382 support@zaneen.com



EN

- Installation and electrification must be carried out by a qualified electrician, only.
- Observe all relevant building codes and regulations.
- Prior to installation or repair: disconnect power; it is the installer's responsibility to ensure for all electrical, mechanical and thermal compatibility.
- The LED light source contained in this fixture shall only be replaced by Zaneen, or a person approved by Zaneen.
- Recommendations: Keep the instruction sheet(s) in the event of maintenance and/or disassembly.

Access detailed specification sheets and the warranty policy on the product page at [zaneen.com](http://zaneen.com).

FR

- L'installation et l'électrification doivent être effectuées uniquement par un électricien qualifié.
- Respectez tous les codes du bâtiment et réglementations en vigueur.
- Avant l'installation ou la réparation: débranchez l'alimentation électrique; Il incombe à l'installateur des'assurer de la compatibilité électrique, mécanique et thermique.
- La source de lumière LED contenue dans ce luminaire ne doit être remplacée que par Zaneen, ou une personne approuvée par Zaneen.
- Recommandations: Conservez la (les) fiche (s) d'instructions en cas de maintenance et / ou de démontage

Accéder aux fiches techniques détaillées et à la politique de garantie sur la page du produit sur [zaneen.com](http://zaneen.com)