


VIAVAI DUO SUSPENSION SYSTEM SPECIFICATION SHEET


PROJECT	_____
TYPE	_____
NOTES	_____
QUANTITY	_____
DATE	_____



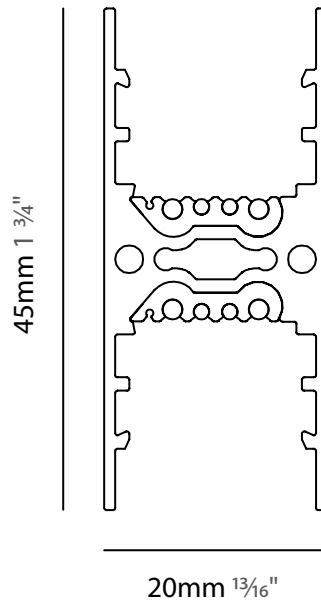
Viavai's LED boards offer three light diffusion options: a satin opal profile, a prismatic diffuser, and a Dark UGR19 optic. Inserts for the Viavai system include Bob, Mini, and Zoom - offering virtually endless options to create a bespoke luminaire ideally suited for your project. Viavai achieves a continuous, interrupted light effect across the entire system.

ARCHITECTURAL | VIAVAI DUO

VIAVAI DUO is a linear system, characterized by its innovative solutions and extremely reduced profile. The system combines direct and indirect lighting, offering multiple solutions within a single product. Installation is straightforward with an intuitive snap system that allows easy attachment of light sources. The track's unique design enables LED sources and boards to be powered at any point along the track, and it can be easily cut to size by a qualified technician.



SYSTEM PROFILE



VIAVAI DUO SUSPENSION SYSTEM SPECIFICATION SHEET

PROJECT _____
 TYPE _____
 NOTES _____
 QUANTITY _____
 DATE _____

SYSTEM GUIDE

To make your product selection and complete system specification, proceed with the following: review system options, create your system code in the field below and include your quantity. For the inserts and components, use the field beside each product name. Submit to quotes@zaneen.com to receive a formal BOM and finalized model numbers.

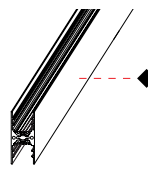


UPON REQUEST Additional Options _____
 _____ Color Temperature

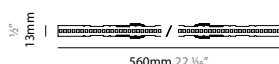

EXAMPLE A7VIAV-DUO-SUS-SYS-UNV-DN-1'S-BLK

SYSTEM BUILD CODE: A7VIAV-DUO-SUS-SYS- _____ qty

ELECTRICAL	Voltage	Dimming	Circuit
	UNV - 120/277V 120 - 120V	DN - Non Dim DV - 0-10V (100-1%) DD - DALI (100-1%)	EMCIR - Emergency Circuit

LAYOUT	Fixture Head Spacing	Run Shapes*	System Finish	Notes
	1' - on center 2' - on center 4' - on center CUS (XX) - Custom	S _____' Straight L _____'x_____' U _____'x_____' R _____'x_____' PAT - Custom Pattern <small>(Consult factory with drawings)</small>	Profile ◆ _____ (2 colors)  <small>See page 8 for color options and use 3 digit letters to indicate your choices</small>	As this is a Duo system with Direct and Indirect track, please indicate in drawings the positioning of the required inserts.

*The closest possible length will be provided based on the standard track lengths available (1000mm 39 3/8", 2000mm 78 3/4", 3000mm 118 1/8").

INSERTS	VIAVAI LINEAR LED	INSERT BUILD CODE EXAMPLE: A7T00068-DN-27K		qty	
	LINEAR LED 9W Wattage: 9W 	A7900098- Dimming DN - Non Dim DV - 0-10V	CCT - 95 CRI 27K -2700K 30K - 3000K	Delivered Lumen (lm)	
			2700K	1080	
			3000K	1152	
	LINEAR LED 13W Wattage: 13W 	A7900099- Dimming DN - Non Dim DV - 0-10V	CCT - 95 CRI 27K -2700K 30K - 3000K	Delivered Lumen (lm)	
			2700K	1512	
			3000K	1656	

VIAVAI DUO SUSPENSION SYSTEM SPECIFICATION SHEET

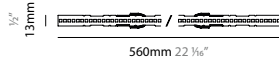
PROJECT	_____
TYPE	_____
NOTES	_____
QUANTITY	_____
DATE	_____

VIAVAI LINEAR LED

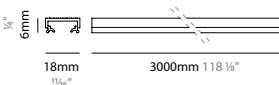
FINISHES OPTIONS:

See page 8 for color options and use 3 digit letters to indicate your choices

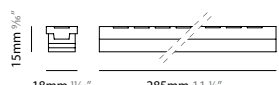
INSERTS

	LINEAR LED 17W	A7900100-	qty		
	Wattage: 17W	Dimming	CCT - 95 CRI		
	DN - Non Dim DV - 0-10V	27K -2700K 30K - 3000K	Delivered Lumen (lm)	2700K	2016
			Delivered Lumen (lm)	3000K	2088

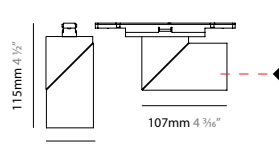
ACCESSORY

	SATIN OPAL DIFFUSER	A7900114	qty	
	Description			
Extruded polycarbonate, they close the electrified track at the level of the outermost profile.				

VIAVAI DARK LIGHT

	DARK LIGHT	A7xxxxxx-	qty		
	Wattage: 11W	Dimming	CCT - 90 CRI		
	DN - Non Dim DV - 0-10V	27K -2700K 30K - 3000K	Delivered Lumen (lm)	2700K	1100
			Delivered Lumen (lm)	3000K	1200

VIAVAI BOB

	BOB ADJUSTABLE	A7T00068-	qty				
	Wattage: 20W	Dimming	CCT - 97 CRI	Finish	Lens		
	DN - Non Dim DV - 0-10V	27K -2700K 30K - 3000K	◆ _____ (2 colors)	30 - 30° 40 - 40° 60 - 60° OV - Oval RL - Rectangle WW - Wallwash	Delivered Lumen (lm)	2700K	1800
					Delivered Lumen (lm)	3000K	1900

VIAVAI DUO SUSPENSION SYSTEM SPECIFICATION SHEET

PROJECT	_____
TYPE	_____
NOTES	_____
QUANTITY	_____
DATE	_____

INSERTS

VIAVAI MINI

FINISHES OPTIONS:

See page 8 for color options and use 3 digit letters to indicate your choices

MINI ADJUSTABLE		A7T00056-			qty	
Wattage: 9W		Dimming	CCT - 97 CRI	Finish	Delivered Lumen (lm)	
	DN - Non Dim DV - 0-10V	27K -2700K 30K - 3000K	◆ _____ (2 colors)	2700K	728	
				3000K	770	
MINI ADJUSTABLE DARK		A7T00057-			qty	
Wattage: 9W		Dimming	CCT - 97 CRI	Finish	Delivered Lumen (lm)	
	DN - Non Dim DV - 0-10V	27K -2700K 30K - 3000K	◆ _____ (2 colors)	2700K	698	
				3000K	740	
MINI FIXED		A7T00058-			qty	
Wattage: 9W		Dimming	CCT - 97 CRI	Finish	Delivered Lumen (lm)	
	DN - Non Dim DV - 0-10V	27K -2700K 30K - 3000K	◆ _____ (2 colors)	2700K	728	
				3000K	770	
MINI FIXED DARK		A7T00059-			qty	
Wattage: 9W		Dimming	CCT - 97 CRI	Finish	Delivered Lumen (lm)	
	DN - Non Dim DV - 0-10V	27K -2700K 30K - 3000K	◆ _____ (2 colors)	2700K	698	
				3000K	740	
MINI FIXED WITH DIFFUSER		A7T00060-			qty	
Wattage: 9W		Dimming	CCT - 97 CRI	Finish	Delivered Lumen (lm)	
	DN - Non Dim DV - 0-10V	27K -2700K 30K - 3000K	◆ _____ (2 colors)	2700K	728	
				3000K	770	

VIAVAI DUO SUSPENSION SYSTEM SPECIFICATION SHEET

PROJECT	_____
TYPE	_____
NOTES	_____
QUANTITY	_____
DATE	_____

VIAVAI MINI

FINISHES OPTIONS:

See page 8 for color options and use 3 digit letters to indicate your choices

INSERTS

MINI SUSPENSION	A7T00061-			qty	
Wattage: 9W	Dimming	CCT - 97 CRI	Finish	Delivered Lumen (lm)	
	DN - Non Dim	27K -2700K	◆ _____ (2 colors)	2700K	728
	DV - 0-10V	30K - 3000K		3000K	770

MINI SUSPENSION DARK	A7T00062-			qty	
Wattage: 9W	Dimming	CCT - 97 CRI	Finish	Delivered Lumen (lm)	
	DN - Non Dim	27K -2700K	◆ _____ (2 colors)	2700K	698
	DV - 0-10V	30K - 3000K		3000K	740

MINI SUSPENSION W/ DIFFUSER	A7T00063-			qty	
Wattage: 9W	Dimming	CCT - 97 CRI	Finish	Delivered Lumen (lm)	
	DN - Non Dim	27K -2700K	◆ _____ (2 colors)	2700K	728
	DV - 0-10V	30K - 3000K		3000K	770

MINI W - WALL LIGHT	A7T00064-			qty	
Wattage: 9W	Dimming	CCT - 97 CRI	Finish	Delivered Lumen (lm)	
	DN - Non Dim	27K -2700K	◆ _____ (2 colors)	2700K	728
	DV - 0-10V	30K - 3000K		3000K	770

VIAVAI ZOOM

ZOOM ADJUSTABLE	A7T00065-			qty	
Wattage: 13W	Dimming	CCT - 97 CRI	Finish	Delivered Lumen (lm)	
	DN - Non Dim	27K -2700K	◆ _____ (2 colors)	ADJUSTABLE OPTIC 12° - 46°	
	DV - 0-10V	30K - 3000K		2700K	831
				3000K	878

VIAVAI DUO SUSPENSION SYSTEM SPECIFICATION SHEET

PROJECT	_____
TYPE	_____
NOTES	_____
QUANTITY	_____
DATE	_____

NODO ZOOM		FINISHES OPTIONS: See page 8 for color options and use 3 digit letters to indicate your choices			
INSERTS	ZOOM FIXED	A7T00066-			qty
	Wattage: 13W	Dimming	CCT - 97 CRI	Finish	Delivered Lumen (lm)
		DN - Non Dim	27K - 2700K	◆ _____ (2 colors)	ADJUSTABLE OPTIC 12°- 46°
		DV - 0-10V	30K - 3000K		2700K
				3000K	878
COMPONENTS	CLOSING PROFILE	A7900073-			qty
		Finish	Description		
		◆ _____ (2 colors)	Extruded polycarbonate, flush with the track.		
	INTERNAL CLOSING PROFILE	A7900074-			qty
	Finish	Description			
	◆ _____ (2 colors)	Extruded polycarbonate, internal with the track.			

VIAVAI DUO SUSPENSION SYSTEM SPECIFICATION SHEET

PROJECT	_____
TYPE	_____
NOTES	_____
QUANTITY	_____
DATE	_____

SYSTEM SUMMARY

System

Type

Suspension
Rated for Dry Locations Ceiling and Wall Mounted

Approval Status

Certified to North American Standards

Emission

Refer to emission icon beside each light insert and symbol legend for descriptions

Profile

Measurement

w 20mm (13/16") x ht. 45mm (1 3/4")

Housing

Anodized extruded aluminum profile up to 3000mm (9' 10 1/16") long profiles are joined by coupler to ensure uniform appearance and easy installation

Suspension Lengths

Standard lengths include 2000mm
Any custom length must be pre-cut on site

Electrical

Connections

Luminaries are pre-wired by factory

Power Feed

Located at the end of the rail attached to the adapter of the power feed.
If a different location is required, please specify.
A connector is located on one end of the 48V profile channel to carry the electrical power from the supply unit - there is 202mm of unusable space for inserts from the end cap.

Linear connector takes 176mm of unusable space.
L connector takes 102mm x 102mm of unusable space.
3 Wires - non-dimming
5 Wires - Dimming

LED Driver

Driver Included with Power Supply Unit (Non-dimming only). 0-10V driver must be remote with supplied enclosure. Maximum distance between the power supply and the last fixture on the circuit is 30' using a 18-gauge wire. For more than 30', the gauge of the wire must be determined by a certified professional. The length of the fixture specified must be considered within the maximum distance of 3'.
Provisions must be made on site for accessibility to the power supplies.
Electronic Class 2 driver, Universal 120V/277V
Non Dimming Driver and Dimming Driver.
Consult factory for driver cutsheet
If a different driver is required, please specify

Emergency Inverter Compatible

To be installed remotely, and provided by others
It can be located up to 250m away from the fixture

Emergency circuit wiring is available upon request (Isolated track with dedicated driver used for emergency circuit will connect to emergency battery pack - supplied by others)

General

Features

The VIAVAI DUO track is made of extruded aluminum and finished with epoxy paint in black and white. It is cuttable to size. By combining low voltage track functionality with the practicality of linear lighting profiles, Viavia offers multiple solutions within a single product.

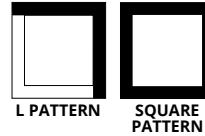
Custom Requests and Additional Options

Availability depends by insert, system, and configuration
Must consult factory and allow up to 5 business days for an answer

Special beam angles, special finish colors, light inserts with different outputs

Configuration

Consult factory for patterns or custom designs
Provide configuration drawings



*Shop drawings provided upon receiving purchase order

Warranty

ZANEEN provides a limited warranty from date of purchase to original purchaser

LED Inserts: 5 year tested for 50,000 hours at 70% lumen output (L70)

LED Driver: 5 year

Non-Electrical Components: 1 year

*Check boxes to complete specification order and submit to quotes@zaneen.com to receive a formal BOM and a finalized model number

*In a constant effort to supply the best product, we reserve the right to change specifications or materials without notice. The most recent specification sheets are found at zaneen.com


VIABAI DUO SUSPENSION SYSTEM SPECIFICATION SHEET

PROJECT _____
TYPE _____
NOTES _____
QUANTITY _____
DATE _____


FINISH COLORS








































































Black - **BLK**













White - **WHI**













LEGEND

	floor-mounted		pivotal		special LED (upon request) RGB, RGBW, tunable, gold+, meat+, art+, fashion+
	wall and ceiling: recessed and surface mounted		rotating		warm dim / natural dimming LED
	ceiling-mounted and wall-mounted		illuminate tilted		rechargeable battery powered
	wall-mounted		color of suspension cable		fixture with natural vivid LED (upon request)
	omni-directional light distribution		length of suspension cable		color rendering index
	direct light distribution		reflector degree selection		color temperature
	direct/indirect light distribution		super spot		lumen (luminous flux)
	indirect light distribution		lens		efficacy (lumens per watt)
	asymmetric light distribution		lens pack		Unified Glare Rating (UGR) range from 5-40
	aura light distribution		shine ring		marine grade (AISI 316 stainless steel)
	round wall or ceiling cut-out		integrated shine ring with diffuser		walk on
	square wall or ceiling cut-out		free individual colors 01-29		drive on
	the supplied jig specifies the cutout dimensions		individual colors: 00 (free of charge), 01-25 (extra charge)		Dark Sky Compliance
	minimum distance (meters) lamp - object		luminaire part to be colored (F1)		Americans with Disabilities Act (less than 4" off the wall located between 27"-84" from floor)
	recessed depth		luminaire part to be colored (F2)		lamp protected against explosion
	ceiling thickness in mm		luminaire part to be colored (F3)		blown glass using traditional methods by master glass blower
	ceiling thickness selection		luminaire part to be colored (F4)		acoustic material
	dimmable DP (phase), DV (0-10V), DD (dali), DS (step-dim)		luminaire part to be colored (F5)		protection class I, protection insulation
	included or excluded LED driver/transformer/control gear		color of 3-circuit adaptor		protection class II, protection insulation
	separately switchable		indirect diffuser		ETL Certified to UL and CSA Standards
	sensor		direct diffuser		UL Certified to UL and CSA Standards
	remote control		ball-proof (upon request)		CSA Certified to UL and CSA Standards
	available upon request		accessory		Certified for North American Standards

IP RATING

	protected against ingress of solid bodies greater than 12.5mm (finger)
	protected against ingress of solid bodies greater than 2.5mm protected against sprays of water up to 60 degrees from the vertical (rain)
	protected against ingress of solid bodies greater than 1mm (wire) no protection against the ingress of moisture
	protected against ingress of solid bodies greater than 1mm (wire) protected against sprays of water up to 60 degrees from the vertical (rain)
	protected against ingress of solid bodies greater than 1mm (wire) protected against water splashed from all directions
	protected against limited ingress of dust (wet rooms/covered outdoor areas) protected against water splashed from all directions
	protected against ingress of dust protected against jets of water
	protected against ingress of dust protected against powerful jets of water or heavy seas
	protected against ingress of dust protected against immersion of water between 15cm - 1m for 30 minutes
	protected against ingress of dust protected against immersion of water under pressure for long periods

IK RATING

	protected against 0.14 joules impact (equivalent to 0.25kg mass dropped from 56mm above the surface)
	protected against 0.2 joules impact (equivalent to 0.25kg mass dropped from 80mm above the surface)
	protected against 0.35 joules impact (equivalent to 0.25kg mass dropped from 140mm above the surface)
	protected against 0.5 joules impact (equivalent to 0.25kg mass dropped from 200mm above the surface)
	protected against 0.7 joules impact (equivalent to 0.25kg mass dropped from 280mm above the surface)
	protected against 1 joules impact (equivalent to 0.25kg mass dropped from 400mm above the surface)
	protected against 2 joules impact (equivalent to 0.5kg mass dropped from 400mm above the surface)
	protected against 5 joules impact (equivalent to 1.7kg mass dropped from 300mm above the surface)
	protected against 10 joules impact (equivalent to 5.0kg mass dropped from 200mm above the surface)
	protected against 20 joules impact (equivalent to 5.0kg mass dropped from 400mm above the surface)

PROJECT	_____
TYPE	_____
NOTES	_____
QUANTITY	_____
DATE	_____

WIRING DIAGRAMS

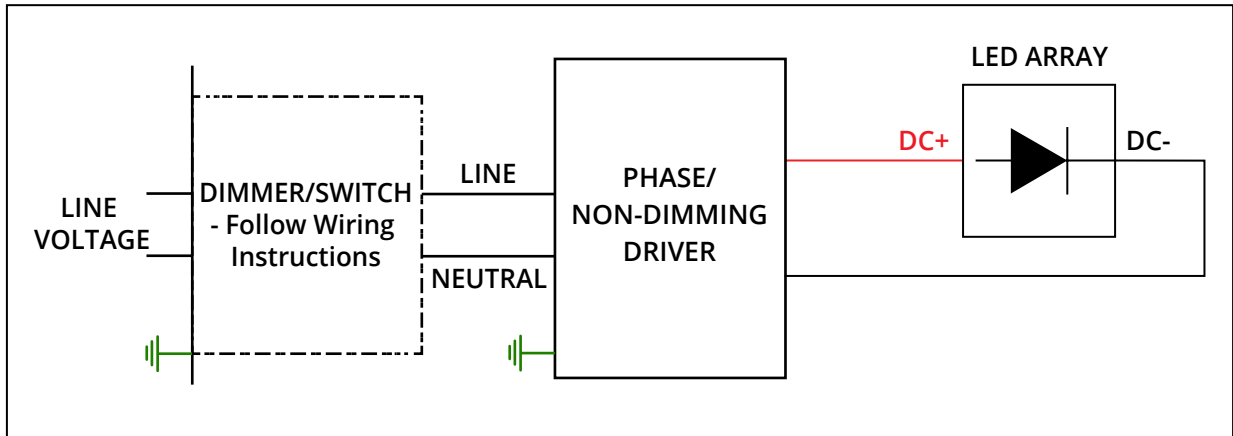
ALL ZANEEN FIXTURES ARE MANUFACTURED TO NORTH AMERICAN ELECTRICAL STANDARDS

Post Sales Support
HQ 1-800-388-3382 X 625 support@zaneen.com

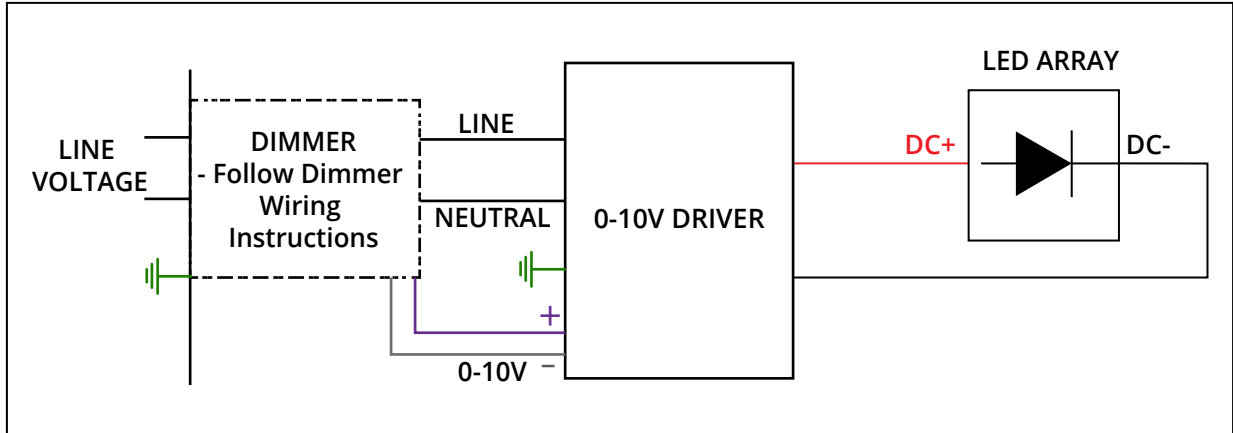
IMPORTANT

- Do NOT connect directly to line voltage
- There is a minimum and maximum load per driver (See fixture and driver specifications).
- Fixture MUST be connected to LED driver, prior to turning power on

PHASE/NON-DIMMING WIRING DIAGRAM



0-10V DIMMING WIRING DIAGRAM



VIAVAI DUO SUSPENSION SYSTEM SPECIFICATION SHEET

PROJECT _____
TYPE _____
NOTES _____
QUANTITY _____
DATE _____

Insert custom drawing here or attach with additional pages

