


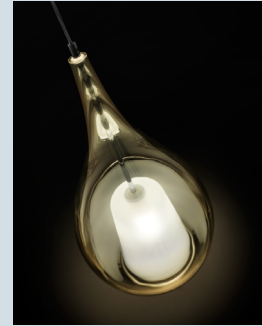
ZOE MODULAR SYSTEM SPECIFICATION SHEET

PROJECT	_____
TYPE	_____
NOTES	_____
QUANTITY	_____
DATE	_____




DESIGN | ZOE

ZOE transforms its surroundings through its elegant and timeless shape, and chromatic illumination. The luminous soul releases gradations of light due to its metallic decorations and intense colors capable of modulating the light in space. This delicate luminaire can stand alone for a simple statement or be combined with others to create a beautiful arrangement. With its harmonious shapes and blown glass charm, Zoe can add elegance to any setting but would be particularly beautiful in a residential application.



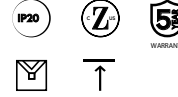
SYSTEM OVERVIEW



PROJECT _____
 TYPE _____
 NOTES _____
 QUANTITY _____
 DATE _____

SYSTEM GUIDE

To make your product selection and complete system specification, proceed with the following:
 review system options, create your system code in the field below and include your quantity.
 For the canopies/pendants, use the field beside each product name.
 Submit to quotes@zaneen.com to receive a formal BOM and finalized model numbers.



UPON REQUEST
 Additional Options _____
 _____ Cable Length
 _____ Custom Canopy

EXAMPLE D14ZOE-MOD-SYS-120-DN

SYSTEM BUILD CODE: D14ZOE-MOD-SYS- **qty**

ELECTRICAL	Voltage	Dimming
	120 - 120V 277 - 277V (Upon request)	DN - Non Dim

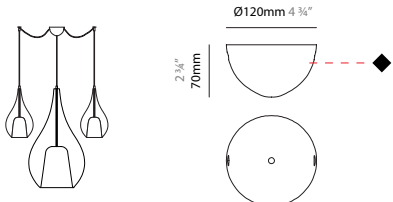
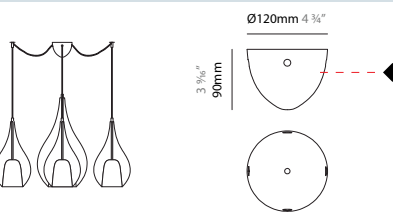
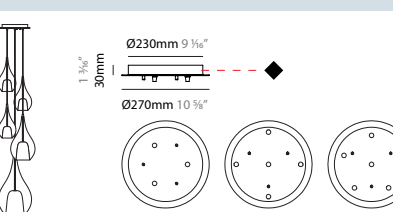
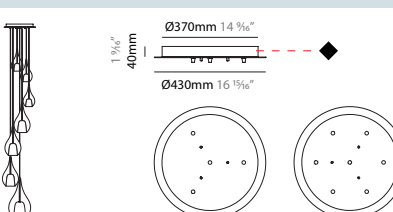
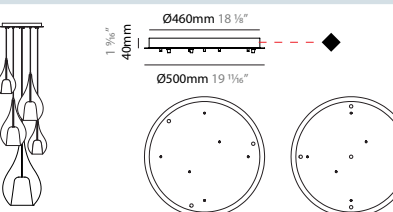
CANOPY		BUILD CODE EXAMPLE: D149001-BLK	FINISHES OPTIONS: See page 6 for color options and use 3 digit letters to indicate your choices
MODULES	ROUND - 1 HOLE	D149001-	qty
		Finish ◆ _____ (6 colors)	
	ROUND - 3 HOLES	D149006-	qty
		Finish ◆ _____ (6 colors)	
	ROUND - 5 HOLES	D149007-	qty
		Finish ◆ _____ (6 colors)	

MODULES

CANOPY

FINISHES OPTIONS:

See page 6 for color options and use 3 digit letters to indicate your choices

<p>ROUND - 2 EXTERNAL HOLES + 1 CENTRAL</p> 	<p>D149008- qty</p> <p>Finish</p> <p>◆ _____ (6 colors)</p>
<p>ROUND - 4 EXTERNAL HOLES + 1 CENTRAL</p> 	<p>D149009- qty</p> <p>Finish</p> <p>◆ _____ (6 colors)</p>
<p>ROUND - FOR 3/5/6 LIGHTS</p> 	<p>D149014- qty</p> <p>Finish</p> <p>◆ _____ (6 colors)</p>
<p>ROUND - FOR 3/4/5/6/7/8/9/10/11 LIGHTS</p> 	<p>D149015- qty</p> <p>Finish</p> <p>◆ _____ (6 colors)</p>
<p>ROUND - FOR 3/4/5 LIGHTS</p> 	<p>D149016- qty</p> <p>Finish</p> <p>◆ _____ (6 colors)</p>

MODULES

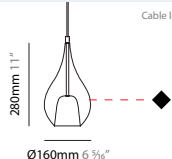
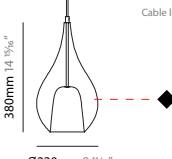
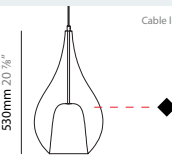
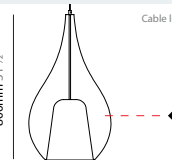
CANOPY

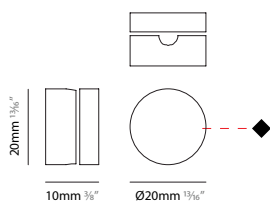
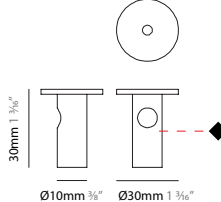
FINISHES OPTIONS:

See page 6 for color options and use 3 digit letters to indicate your choices

<p>SQUARE - FOR 5 LIGHTS - 300</p>	<p>D149017- qty</p> <p>Finish</p> <p>◆ _____</p> <p>(6 colors)</p>
<p>SQUARE - FOR 5 LIGHTS - 400</p>	<p>D149018- qty</p> <p>Finish</p> <p>◆ _____</p> <p>(6 colors)</p>
<p>LINEAR - FOR 2 LIGHTS</p>	<p>D149019- qty</p> <p>Finish</p> <p>◆ _____</p> <p>(6 colors)</p>
<p>LINEAR - FOR 3 LIGHTS</p>	<p>D149020- qty</p> <p>Finish</p> <p>◆ _____</p> <p>(6 colors)</p>
<p>LINEAR - FOR 3/5 LIGHTS</p>	<p>D149021- qty</p> <p>Finish</p> <p>◆ _____</p> <p>(6 colors)</p>

PROJECT	_____
TYPE	_____
NOTES	_____
QUANTITY	_____
DATE	_____


PENDANTS	ZOE	FINISHES OPTIONS: See page 6 for color options and use 3 digit letters to indicate your choices	
	ZOE Ø160 Wattage: 5W 	D141124- Finish ◆ _____ (14 colors)	Lamp Base G9 Bulb not included.
	ZOE Ø220 Wattage: 16W 	D141125- Finish ◆ _____ (14 colors)	Lamp Base E26 Bulb not included.
	ZOE Ø300 Wattage: 16W 	D141126- Finish ◆ _____ (14 colors)	Lamp Base E26 Bulb not included.
	ZOE MAX Ø450 Wattage: 25W 	D141269- Finish ◆ _____ (12 colors)	Lamp Base E26 Bulb not included.

ACCESSORIES	WALL STUD CABLE SPACER	D149012-	qty	CABLE SPACER	D149013-	qty
			Finish ◆ _____ (6 colors)			Finish ◆ _____ (6 colors)

PROJECT _____
 TYPE _____
 NOTES _____
 QUANTITY _____
 DATE _____

FINISH COLORS - CANOPY ◆

Black - **BLK**



Brushed Steel - **BST**



Chrome - **CHR**




Gold Leaf - **GLF**



Silver Leaf - **SLF**



White - **WHI**



FINISH COLORS - PENDANT HOLDER ◆

Brushed Chrome - **BCR**




Chrome - **CHR**



Matte Black - **MBK**



Matte White - **MWH**



FINISH COLORS - PENDANT GLASS ▲

Amber - **AMB**



Green - **GRN**



Pink - **PNK**



Ruby - **RUB**



Sky Blue - **SKB**



Smoke - **SMK**



Satin White - **SWH**



Tobacco - **TOB**




Transparent - **TRA**



Black - **BLK**




Bronze - **BRZ**




Gold (*) - **GLD**



Rose Gold - **RGD**








































































Titanium (*) - **TIM**













* Not available for Zoe Max Ø450











LEGEND

	floor-mounted		pivotal		special LED (upon request) RGB, RGBW, tunable, gold+, meat+, art+, fashion+
	wall and ceiling: recessed and surface mounted		rotating		warm dim / natural dimming LED
	ceiling-mounted and wall-mounted		illuminate tilted		rechargeable battery powered
	wall-mounted		color of suspension cable		fixture with natural vivid LED (upon request)
	omni-directional light distribution		length of suspension cable		color rendering index
	direct light distribution		reflector degree selection		color temperature
	direct/indirect light distribution		super spot		lumen (luminous flux)
	indirect light distribution		lens		efficacy (lumens per watt)
	asymmetric light distribution		lens pack		Unified Glare Rating (UGR) range from 5-40
	aura light distribution		shine ring		marine grade (AISI 316 stainless steel)
	round wall or ceiling cut-out		integrated shine ring with diffuser		walk on
	square wall or ceiling cut-out		free individual colors 01-29		drive on
	the supplied jig specifies the cutout dimensions		individual colors: 00 (free of charge), 01-25 (extra charge)		Dark Sky Compliance
	minimum distance (meters) lamp - object		luminaire part to be colored (F1)		Americans with Disabilities Act (less than 4" off the wall located between 27"-84" from floor)
	recessed depth		luminaire part to be colored (F2)		lamp protected against explosion
	ceiling thickness in mm		luminaire part to be colored (F3)		blown glass using traditional methods by master glass blower
	ceiling thickness selection		luminaire part to be colored (F4)		acoustic material
	dimnable DP (phase), DV (0-10V), DD (dali), DS (step-dim)		luminaire part to be colored (F5)		protection class I, protection insulation
	included or excluded LED driver/transformer/control gear		color of 3-circuit adaptor		protection class II, protection insulation
	separately switchable		indirect diffuser		ETL Certified to UL and CSA Standards
	sensor		direct diffuser		UL Certified to UL and CSA Standards
	remote control		ball-proof (upon request)		CSA Certified to UL and CSA Standards
	available upon request		accessory		Certified for North American Standards

IP RATING

	protected against ingress of solid bodies greater than 12.5mm (finger)
	protected against ingress of solid bodies greater than 2.5mm protected against sprays of water up to 60 degrees from the vertical (rain)
	protected against ingress of solid bodies greater than 1mm (wire) no protection against the ingress of moisture
	protected against ingress of solid bodies greater than 1mm (wire) protected against sprays of water up to 60 degrees from the vertical (rain)
	protected against ingress of solid bodies greater than 1mm (wire) protected against water splashed from all directions
	protected against limited ingress of dust (wet rooms/covered outdoor areas) protected against water splashed from all directions
	protected against ingress of dust protected against jets of water
	protected against ingress of dust protected against powerful jets of water or heavy seas
	protected against ingress of dust protected against immersion of water between 15cm - 1m for 30 minutes
	protected against ingress of dust protected against immersion of water under pressure for long periods

IK RATING

	protected against 0.14 joules impact (equivalent to 0.25kg mass dropped from 56mm above the surface)
	protected against 0.2 joules impact (equivalent to 0.25kg mass dropped from 80mm above the surface)
	protected against 0.35 joules impact (equivalent to 0.25kg mass dropped from 140mm above the surface)
	protected against 0.5 joules impact (equivalent to 0.25kg mass dropped from 200mm above the surface)
	protected against 0.7 joules impact (equivalent to 0.25kg mass dropped from 280mm above the surface)
	protected against 1 joules impact (equivalent to 0.25kg mass dropped from 400mm above the surface)
	protected against 2 joules impact (equivalent to 0.5kg mass dropped from 400mm above the surface)
	protected against 5 joules impact (equivalent to 1.7kg mass dropped from 300mm above the surface)
	protected against 10 joules impact (equivalent to 5.0kg mass dropped from 200mm above the surface)
	protected against 20 joules impact (equivalent to 5.0kg mass dropped from 400mm above the surface)

PROJECT	_____
TYPE	_____
NOTES	_____
QUANTITY	_____
DATE	_____

Insert custom drawing here or attach with additional pages

