

Exterior New Products 2024

A round-up of our 2024 product additions and upcoming launches.

ZANEEN

EXTERIOR 2024

New Products →

Apollo - Portable	5	Mariola	16
Aster	6	Mini One 2.0	17
Bimba	7	Onna	18
Chiodino	8	Poma	19
Dot	9	Savina	20
Drum	10	Shanghai	21
Eterea 2.0	11	Sill	22
Fessura	12	Spiare	23
Font	13	Target - On Pole	24
Illa	14	Tina	25
Kora	15		

Upcoming Launches →

Agile 60	28
Explorer	29
Rippling	30
Shield	31
Stay tuned for more products coming soon!	

EXTERIOR

New Products 2024



Apollo - Portable

- Apollo offers both portability and a spike fixture option, making it suitable for a variety of indoor and outdoor settings. Its minimalistic, slim form evokes a sense of familiarity and comfort.
- Apollo Portable is designed for convenience, allowing you to easily move and recharge it. Its diffused optics let you effortlessly tailor the ambiance to your liking.
- Apollo Spike features a graceful silhouette that casts a warm, inviting glow. Its diffused optics and elegant design elevate outdoor spaces with charm and sophistication.
- Both Apollo Portable and Apollo Spike are available in a curated selection of finishes and color temperatures, enabling you to create the perfect atmosphere for any occasion.



Apollo




Aster

- Available in two versions, Basic and Pro, Aster caters to various preferences. The Basic version offers reliable performance with a 220-240V line voltage LED, while the Pro version provides advanced control with remote dimmable power supply units, allowing users to adjust settings for ON/OFF functionality, output currents, and dimming.
- Aster's RGBW LED option adds a dynamic and vibrant dimension to lighting designs. Users can choose from three different sizes - small, medium, and large - to seamlessly match their space and lighting needs.
- Designed with precision, Aster's optics are optimized for downlighting, offering a range of lighting options from narrow, focused beams to asymmetrical dispersion. This flexibility enables users to tailor their lighting to suit their specific space and ambiance requirements.



Aster



Bimba

- Available in an outdoor version rated at IP66, ensuring durability and suitability for outdoor environments, expanding its potential applications beyond indoor spaces.
- Part of the "Oceans Without Plastic" sustainability effort, Bimba is produced with a polyester cord made from recycled plastic bottles, contributing to environmental conservation by reusing plastic material.
- Bimba features a striking combination of materials and colors, with braided rope on a metallic frame, creating a stunning visual appeal.
- Choose from standard color options or explore an extended list of choices, allowing for personalized customization.



Bimba



Chiodino

- Seamlessly blends into outdoor spaces with its versatile elegance and minimalist design, whether concealed among foliage or proudly on display.
- Illuminates its surroundings with a powerful glow, enhancing the beauty of gardens or accentuating large floral arrangements.
- Allows for the creation of compositions by mixing and matching bollards of varying heights.
- Available in three distinct heights, the Chiodino collection offers flexibility in design.



Chiodino






Dot

- Hyper-minimalist design, seamlessly blending slender lines with the outdoor surroundings, creating a sleek and sophisticated appearance.
- Disappears into the surroundings, allowing the outdoor environment to take center stage while providing exquisite illumination.
- Incorporates cutting-edge LED technology and expertise, resulting in a compact yet powerful light source that doesn't overshadow what truly matters, providing superior visual comfort and efficiency.
- With an IP65 protection rating, Dot is built to withstand the elements while offering superior durability and performance.




Dot




Drum

- Part of the "Oceans Without Plastic" initiative, Drum contributes to reducing plastic material in the environment by reusing it in durable products, aligning with eco-conscious values and promoting environmental stewardship.
- Drum is now available for outdoor use with a version rated at IP66, ensuring durability and performance even in outdoor environments, expanding its potential applications.
- Draws inspiration from the unique shape of ethnic instruments and textile materials, featuring a metal frame and handmade braided cord for the lampshade, creating a distinct and eye-catching aesthetic.



Drum




Eterea 2.0

- Available in small, medium, and large battery-powered versions, offering effortless portability and versatility for any outdoor setting.
- Inspired by the classic lantern, Eterea 2.0 combines pure, geometric lines to create an intangible volume composed solely of light, merging age-old charm with modern aesthetics.
- Emits a soft, diffused light, making it ideal for enhancing the ambiance of terraces, gardens, and arcades, whether for casual evenings or special gatherings.
- Designed to withstand outdoor conditions while maintaining a sleek and elegant appearance, perfect for any stylish outdoor decor.



Eterea 2.0



Fessura

- Redefines exterior lighting by transforming facades into works of art, thanks to its innovative design inspired by the graceful cut of light from a shooting star.
- Features a modular recessed design that allows for complete concealment and channeling of light, enabling flexible compositions to create customized lighting effects.
- With its blade of light, Fessura artfully highlights exterior architectural elements, merging functionality with artistic expression to create captivating scenes and enhance the visual appeal of any exterior space.



Fessura




Font

- Crafted with precision optics, Font offers a diverse range of lighting distributions to suit different outdoor lighting needs. From street beam illumination for pathways to diffused dispersion for ambient lighting, Font provides versatile options to enhance safety.
- Its essential forms and vintage aesthetics evoke a sense of classic charm that effortlessly enhances any outdoor space, from traditional gardens to contemporary urban landscapes.
- Whether used as a single luminaire or as part of a coordinated lighting scheme, its versatile design ensures harmonious integration into any landscape, adding a touch of elegance and functionality.



Font



Illa

- Seamlessly blends rustic charm with contemporary elegance, featuring esparto grass and white-finished metal, creating a unique and stylish lighting fixture.
- Whether suspended individually or in clusters, Illa creates a captivating ambiance, ideal for illuminating dining spaces and enhancing the atmosphere with a soft, inviting glow.
- Available for outdoor use with a version rated at IP66, ensuring durability and performance even in outdoor environments, making it a versatile lighting solution for both indoor and outdoor settings.




Illa



Kora

- Features a classic bell-shape design crafted from home-made braided cords, adding a touch of timeless elegance to any space.
- Part of the "Oceans Without Plastic" initiative, Kora contributes to reducing plastic material in the environment by reusing it in durable products, aligning with eco-conscious values and promoting environmental stewardship.
- With an outdoor version rated at IP66, Kora provides both indoor and outdoor lighting solutions, making it suitable for a wide range of environments.



Kora




Mariola

- Features lampshades made from hand-braided cords constructed from recycled plastic bottles, showcasing commitment to sustainability and original artisanal craftsmanship.
- The visible metal structure, delicately woven with hand-braided cord material, creates a unique and visually appealing pattern, adding a touch of elegance and character to any space.
- Emits a soft and comfortable light, enhancing the ambiance of the surroundings and providing a welcoming atmosphere for any environment.
- With an outdoor version rated at IP66, Mariola ensures durability and performance in both indoor and outdoor settings, expanding its potential for use in diverse environments.



Mariola



Mini One 2.0

- Designed with a stylish geometric cube shape, the Mini One 2.0 features a seamless appearance that integrates smoothly into any architectural setting. The absence of visible screws and wall mounts ensures a clean, minimalist look that complements its surroundings.
- Customizable lighting solutions with options for two-window or four-window configurations, as well as a unique "blade of light" version.
- Constructed from high-quality EN 44300 aluminum alloy with a low copper content, the Mini One 2.0 is built for durability. Its robust die-cast body and flange are designed to withstand the elements, making it a reliable choice for exterior lighting.



Mini One 2.0



Onna

- Features hand-braided cords made from recycled plastic bottles, showcasing commitment to sustainability and originality in design through unique artisanal methods.
- The cords of Onna are intertwined across the metal structure, creating an organized-chaos appearance that adds a distinctive and eye-catching effect to any space.
- Available in a wide range of color finish options, Onna allows for customization to match various interior styles and preferences, providing versatility in design.
- With an outdoor version rated at IP66, Onna ensures durability and performance in diverse environments, expanding its potential for use in different settings.



Onna



Poma

- Features a distinctive design with a braided cord on a metallic structure, particularly woven in a new zigzag style, adding a unique and visually appealing element to any space.
- Filters light in a beautiful and original way through its hand-braided cords, adding charm and character to any environment, enhancing the ambiance with a captivating play of light and shadow.
- Part of the "Oceans Without Plastic" initiative, Poma contributes to reducing plastic material in the environment by reusing it in durable products, aligning with eco-conscious values and promoting environmental stewardship.



Poma



Savina

- Features a simple yet elegant design, with handmade braided cord on a conical metal structure, adding a touch of sophistication to any space.
- Ideal for high-ceiling areas, Savina's suspended light fixture can be combined with two sizes from the collection to create an elegant effect and focus the light, making it perfect for various settings and spatial requirements.
- Produced with a polyester cord made from recycled plastic bottles, Savina supports sustainability efforts while offering durability and longevity.
- With an outdoor version rated at IP66, Savina ensures suitability for outdoor use, expanding its potential applications for both indoor and outdoor environments.



Savina




Shanghai

- Embodies a stunning fusion of design and functionality, drawing inspiration from the engaging dynamics of the timeless game of pick-up sticks, capturing contemporary aesthetics with elegance.
- Featuring ingeniously adjustable light fixtures up to 180°, Shanghai allows for personalized lighting scenarios, enabling you to adapt to the ever-changing ambiance of your outdoor space effortlessly.
- Available in three different heights, Shanghai offers versatility to cater to various preferences and spatial requirements, ensuring flexibility in placement and design adaptation for outdoor environments.



Shanghai




Sill

- Unique window-sill mounted light designed to transform exterior buildings into captivating masterpieces, offering a distinctive way to enhance exterior architecture.
- With an IP65 rating, Sill is crafted to withstand the elements, ensuring durability and performance even in harsh weather conditions, making it suitable for a variety of applications.
- Mount Sill on a window-sill to bathe the surroundings in a mesmerizing, soft glow, enhancing the ambiance and drawing attention to the window frame, creating a captivating visual impact.




Sill



Spiare

- Recessed design allows it to blend effortlessly into any environment, remaining unobtrusive until illuminated.
- When activated, Spiare emits a distinct, enveloping light that adds a touch of sophistication and allure to any space.
- The luminaire's sleek, minimalist design is free of visible screws, maintaining a clean and seamless appearance.
- Crafted from durable transparent polycarbonate, Spiare features a glass diffuser available in various colors, allowing for personalized lighting ambiance.



Spiare



Target - On Pole

- Made from corrosion-resistant, die-cast aluminum alloy, ensuring durability in harsh outdoor environments.
- Anodizing treatment, epoxy powder base coating, and polyester painting provide enhanced protection and six stylish color finishes.
- Available in three sizes with lumen outputs ranging from 775 to 3,225 lumens, catering to different lighting needs.
- Rated IP66 for excellent ingress protection against dust and powerful water jets.
- IK06 impact resistance ensures the fixture withstands physical impacts.



Target



Tina

- Tightly wrapped handmade cords along metallic structures offer a unique design suitable for any space, providing distinctive aesthetics and effective light distribution.
- Available in two diameters and fifteen different color finish options, Tina allows for customization to match various interior styles and preferences, ensuring versatility in design.
- Produced with a polyester cord made from recycled plastic bottles, Tina supports sustainability efforts while offering durability and performance.
- With an outdoor version rated at IP66, Tina ensures suitability for outdoor use, expanding its potential applications for both indoor and outdoor environments.



Tina



EXTERIOR

Upcoming Launches



Agile 60

- Crafted from hard anodized aluminum, the Agile 60 is built to withstand harsh outdoor conditions, ensuring long-lasting durability and maintaining its visual appeal over time.
- Equipped with a GU10 lamp holder and designed for easy customization, the Agile 60 is perfect for landscape lighting, allowing you to effortlessly transform outdoor spaces with a variety of lighting effects.
- Enhance light comfort with optional anti-glare accessories, such as external straight cut and diagonal cut snoots or an internal honeycomb louvre, providing tailored solutions for optimal light control.
- The Agile 60 features an innovative magnet snap system for seamless on-site changes to both the light source and accessories, ensuring flexibility and adaptability in any outdoor lighting setup. Installation is made easy with options like the ground spike or tree strap accessories.



Explorer

- The Explorer floor washer offers a versatile selection of three color temperatures (2200K, 2700K, 3000K, 4000K), allowing you to tailor the ambiance to your preferences and create the perfect lighting effect for any outdoor area.
- With a remarkable 90CRI, the Explorer delivers outstanding color accuracy, ensuring vivid, true-to-life hues that bring your surroundings to life with exceptional clarity and brilliance.
- Crafted from premium materials, the Explorer features a durable design with options of AISI316L marine-grade stainless steel or aged solid brass, complemented by a hard-anodized aluminum heatsink. This construction not only enhances durability but also adds a touch of elegance to your outdoor spaces.
- The Explorer boasts an impressive IP68 rating, providing top-tier ingress protection against water and dust. This ensures reliable performance in any weather condition, making it ideal for illuminating flat areas, decks, and paths with precision.



Rippling

- Rippling is designed for surface wall and ceiling applications, offering versatility in how it can be used to illuminate outdoor spaces.
- Choose between small and medium sizes to best fit your design and lighting needs, allowing for tailored solutions that complement various architectural and landscape elements.
- Rippling seamlessly combines technical precision with striking decorative appeal, enhancing the visual allure of its surroundings with captivating reflections of light and shadow.
- This exterior light fixture effortlessly merges with its environment, creating a harmonious interplay of light and architecture that goes beyond functionality to become an integral part of the overall design.



Shield

- Shield is designed to enhance architectural shapes with unparalleled elegance, adding a refined decorative element to your outdoor spaces.
- Featuring a distinctive curved wall that gracefully rises on one side of the recessed light, Shield creates a beautiful diffused light source that accentuates expansive landscape areas.
- Shield offers versatility with three different sizes, allowing for customized installations that perfectly match the scale and design of various outdoor environments.
- Combining innovative design with the practicality of an exterior light fixture, Shield elevates the aesthetics of your surroundings while providing reliable and effective illumination.



zaneen.com